

# **LEBANESE REPUBLIC**

**Ministry of Environment**



## **DRAFT REPORT**

**ENVIRONMENTAL AND SOCIAL IMPACT ASSESSMENT**

**PCB Management Project**

**March 2014**

## **AUTHORS**

This report has been prepared by Khalil Zein with all responsible skill, care and due diligence within the terms of reference, taking into account the resources devoted to it by agreement with the project owner (MoE & EDL). A group of key experts assisted Mr. Zein to execute some of the sub-tasks that are mainly related to the social development (Mr. Haytham Mokahhal) and treatment technologies (Mrs. Amin Dagher).

Mr. Zein being a Senior Environmental Geologist has over 18 years of experience involved in related projects such as; EIA, IEE & SEA preparations, economical feasibilities, environmental public services (MoE), site development, supervision of remediation and decontamination works, etc.

## ACKNOWLEDGEMENTS

This Report would not have been possible without the essential and gracious support of many individuals:

- The administrative support and interest of the staff at the Ministry of Environment for their assistance throughout the period of the ESIA study preparation;
- Administrative support and technical information of the EDL assigned team;
- The technical support of the World Bank concerned staff; and
- The help and assistance of the Institutional Support of the Ministry of Environment Unit- United Nations Development Programme (UNDP).

## EXECUTIVE SUMMARY

Polychlorinated biphenyls known as PCBs are mostly used as coolants and insulating fluids for transformers and capacitors. However, PCBs are chemical substances that persist in the environment, bio-accumulate through the food web and pose a risk of causing adverse effects to the human health and environment. Due to their environmental toxicity and their classification as a persistent organic pollutant (POP), the PCBs production and uses were restricted and eliminated in many countries by the Stockholm Convention on Persistent Organic Pollutants PCBs in 2001.

In Lebanon, PCBs are mainly found in the electric power sector. Prior to the mid-1990, they were widely used in power transformers, capacitors at various levels as the power plants, substations and the distribution network. Most of this equipment is considered property of Electricité du Liban (EDL), the state-owned power utility, while only few are owned by some smaller distribution facilities and by major power consumers, such as industries and hospital.

Considering the wide distribution of PCB-containing equipment all over the Lebanese territory and the lack of well-defined strategies for adequate relative management, an inventory was conducted to assess the PCB contamination situation. Further investigation was performed to evaluate high-risk PCB contaminated sites within several stations. Subsequently, findings of the inventory placed the problem of diffuse PCB contamination in Lebanon on the top of concerned stakeholders' agenda.

The Ministry of Environment in collaboration with Electricite du Liban EDL and with the assistance of Institutional Strengthening of the ministry of environment project UNDP requested an Environmental and Social Impact Assessment ESIA study as the proposed project is classified as Category "A" under the World Bank's operational policy (OP) 4.01. The ESIA aims at eliminating potential environmental and public health problems emanating from the project. The project covers several public sector sites and may involve some of the private sectors sites.

#

The main objective of the proposed project is to assist Lebanon in establishing a sound PCB management system that would minimize potential environmental and health risks from unmanaged PCB oils and equipment. In so doing, the project involves the handling, packaging, transporting and disposal of PCB equipment and wastes, as well as the remediation of sites contaminated with PCB hazardous chemicals. This would entail significant investment in PCB management infrastructure and strengthening of limited technical and management capacity of all key stakeholders including the public and private sectors in Lebanon.

The current report is divided into different sections according to the following:

1. **Introduction:** This section includes an overview of the current situation in the country in terms of PCB contamination. It highlights the importance of the project implementation to alleviate the impacts of years of neglect of in terms of PCBs management.
2. **Administrative and legal framework:** This section provides a review of relevant national legal instruments as well as legislation and regulations, and policy documents, which are applicable to (or have implications for) the management of

POPs/PCB in the Republic of Lebanon.

3. **Public participation:** This section will focus on the public consultation activities conducted, under the scope of the project, to remedy the disproportionate effects of environmental pollution on particular groups.
4. **Description of the project components:** This section will describe the different activities to be undertaken under the scope of the proposed project.
5. **Baseline environmental conditions:** This section will describe the current status of the different environmental media (such as air, water, soil, biodiversity, etc...) that might be affected by the different project activities as well as available infrastructure (such as solid and liquid waste management, roads' network, etc...).
6. **Impacts evaluation:** This section focused on the different adverse impacts generated depending on the particular activities conducted. This section highlighted the need to focus on reducing the impacts of soil and water contamination in the event of accidental spills as well as health deterioration as result of occupational exposure.
7. **Analysis of alternatives:** This section listed and evaluated the different alternatives available as a substitute of the proposed project.
8. **Environmental and social management plan:** This section proposes different protocols to be adopted during the project implementation to avoid and mitigate impacts identified in the impacts evaluation section. It also includes monitoring plans necessary to evaluate environmental quality throughout the process.
9. **Conclusion:** This section consists of a summary of the findings of the report. It might also include recommendations for further improvements in the project.

Project component or Sub-component	Activity	Potential Adverse Impacts	Mitigation Measures	Capacity Development and Training	Monitoring of Mitigation Measures and Procedures	Institutional Responsibility Mitigation / Monitoring
2.1. PCB inventory	Sampling of transformer oil	Spill from transformers by sampling	Measures for reducing spill, and use of adequate procedures for spill response (e.g. use of metal tray and inert absorbent)	Training of inventory teams on sampling procedures and on spill response	Reporting on any major spill by sampling and the applied spill response.	EDL, Consultant / PMU
		Accidental electrical shock	Samples of in-service transformers taken by trained electricians		No monitoring envisaged	EDL, Consultant
	Disposal of waste from sampling	Releases of PCB to the environment from PCB-containing waste from sampling disposed of inadequately	Careful separation of PCB-contaminated waste from other waste Implementation of procedures for collection of PCB-containing waste (including absorbent) and interim storage of the waste	Training of inventory teams in sampling procedures and waste management	No monitoring envisaged	EDL, Consultant
2.3.1. Dismantling and packing of Askarel transformers and PCB capacitors	All physical activities	Occupational exposure of workers to PCB Accidents where workers are being crushed underneath the transformers Accidental electrical shock	Control the health status of workers Use adequate personal protection equipment Use adequate procedures for reducing spills and accidents Ensure all equipment is inspected by trained electricians before being handled	Training of workers on PCB health risks and use of personnel protection equipment Training of workers in handling of transformers and capacitors	Monitoring of worker's health status before and after the operation Contractor's immediate reporting on any incidents Supervising Consultants reports	Contractor /Consultant, PMU
Same for component 2.3a. and 2.3b	Draining and packing of transformers	Spill of PCB to the ground with subsequent releases to the atmosphere	Use of spill trays and inert absorbent	Training workers on the safe draining and on spill containment measures	Contractor's reporting on any spill and the applied spill response Supervising Consultant's reports	Contractor /Consultant, PMU

Table A: Environmental Management Plan - mitigation measures and monitoring.

Project component or Sub-component	Activity	Potential Adverse Impacts	Mitigation Measures	Capacity Development and Training	Monitoring of Mitigation Measures and Procedures	Institutional Responsibility Mitigation / Monitoring
	Storage of oil and trans- formers before ship- ment	Leakages of PCB from the containers Accidental fire with formation of PCDD/PCDF	Store the equipment and oil in UN certified transport contain- ers Store drained transformers in metal trays within the contain- er Keep stored equipment away from combustible material Emergency plan with proce- dures for notification of authorities Dry agent extinguishers avail- able in quantities sufficient to control a large fire until the arrival of the fire service	Training of workers on dry agents extin- guishers and their use	Contractor's immediate report- ing on any incidents Supervising Consultant's re- ports	Contractor /Consultant, PMU
	Dismantling and pack- aging of capacitors	Leakages of PCB from dam- aged capacitors	Avoid breakage of ceramic bushings on the capacitors Pack capacitors in IBC with sufficient inert absorption material to absorb any lea- kages Use plastic bags to prevent further leakages when leaking or damaged capacitors are moved to the IBC Remove any visible leakages on the ground beneath the capacitors together with the capacitors Mark the area beneath leaking capacitors for any follow-up activities		Contractor's immediate report- ing on any incidents Supervising Consultant's re- ports	Contractor /Consultant, PMU

Project component or Sub-component	Activity	Potential Adverse Impacts	Mitigation Measures	Capacity Development and Training	Monitoring of Mitigation Measures and Procedures	Institutional Responsibility Mitigation / Monitoring
2.3.2 Shipment and destruction of Askarel transformers and PCB capacitors  Same for component 2.3a. and 2.3b	All transport activities	Releases of PCBs from leaking containers	Transport of equipment and oil in UN certified transport containers Inspection of containers prior to loading Store drained transformers in metal trays within the container Use inert absorption material Emergency plan including procedures for notification of authorities	Training of drivers in safety and emergency plans.  (Possibly) a mock accident drill.	Contractor's immediate reporting on any incidents Supervising Consultant's reports	Contractor /Consultant, PMU
	Road transport	Releases of PCB from crushed containers in case of traffic accidents – exposure of the general population in the area	Trucks shall be led by internal security forces to provide free road access and uninterrupted routing. Transport during day time outside rush hours All trucks shall be checked for proper operation and for safety (brakes, tires, extinguishers) prior to driving		Contractor's immediate reporting on any incidents Supervising Consultant's reports	Contractor /Consultant, PMU
		Formation of PCDDs/PCDFs in case of fire by traffic accidents	Trucks shall be escorted by a firefighter vehicle with equipment for dry agent fire fighting Dry agent extinguishers available in quantities sufficient to control a large fire until the arrival of the fire service Follow the ADR/RID rules		Contractor's immediate reporting on any incidents Supervising Consultant's reports	Contractor /Consultant, PMU
	Sea transport of equipment	Significant releases of PCB from crushed containers – exposure of the crew Formation of dioxins and furans in case of fire	Ship shall hold all necessary permits and comply with all requirements according to the IMDG code		Contractor's immediate reporting on any incidents Supervising Consultant's reports	Shipment company, Contractor /Consultant, PMU



Project component or Sub-component	Activity	Potential Adverse Impacts	Mitigation Measures	Capacity Development and Training	Monitoring of Mitigation Measures and Procedures	Institutional Responsibility Mitigation / Monitoring
	Dismantling and clean- ing of transformers (activities undertaken abroad)	Occupational exposure of work- ers to PCB Accidents where workers are injured by the transformers Releases of PCB from the dis- mantling and cleaning of trans- formers and from waste Formation of PCDDs/PCDFs in case of accidental fire in dis- mantling facility	The company should hold the necessary permits for the operations and follow the national occupational health regulation	All activities to be done by the Contrac- tor's trained staff	Contractor's immediate report- ing on any incidents Supervising Consultant's re- ports	Contractor /Consultant, PMU
		Releases of non destructed PCBs in waste products from dechlorination processes	Requirements of PCB de- struction efficiency of >99.9999%		Contractor's documentation of proper decontamination of equipment Supervising Consultant's	Contractor /Consultant, PMU
		Emission of non destructed PCBs from incineration	Requirements of PCB de- struction efficiency of >99.9999%		Contractor's documentation of proper decontamination of equipment,	Contractor /Consultant, PMU
		Formation of PCCD/PCDF from incineration	Emission should be <0.1 ng I- TEQ/Nm <sup>3</sup> at 11% O <sub>2</sub>		Contractor's documentation of PCCD/PDCF emission	Contractor /Consultant, PMU
2.4.2. Establish- ment of interim storage facility for contaminate d transformers and oil	All physical activities within these compo- nents	Occupational exposure of work- ers to PCB Accidents where workers are injured by the transformers	Control health status of work- ers Use adequate personal pro- tection equipment Use adequate procedures for reducing spill and accidents	Training of workers in PCB health risks and use of personnel protection equip- ment Training of workers on handling of trans- formers, capacitors and drums/tanks Training of workers	Monitoring of worker's health status before and each year the operation Contractor's immediate report- ing on any incidents Supervising Consultant's re- ports	Contractor /Consultant, PMU
2.4.3. Establish- ment of facility for draining, retro filling and decon-	Removal of transfor- mers	Release by removal of transfor- mers	Check transformers for any leakages before removal Use inert absorption material		EDL's reports to PMU includ- ing reports on spill and pre- ventive measures	EDL / PMU

Project component or Sub-component	Activity	Potential Adverse Impacts	Mitigation Measures	Capacity Development and Training	Monitoring of Mitigation Measures and Procedures	Institutional Responsibility Mitigation / Monitoring
Contamination of PCB-contaminated transformers 2.4.4. Draining and decontamination of PCB-contaminated transformers	Interim storage of PCB-containing oil	Release of PCB in case drums are overturned or break	Store drums properly Store oil in closed UN certified drums Keep adsorbent materials in reach		EDL's reports to PMU including reports on spill and pre-ventive measures	EDL / PMU
	Interim storage of contaminated transformers	Releases of PCBs from leaking transformers in the facility	Check transformers for any leakages Construct storage facility with PCB impermeable metal tray Use inert absorption material		EDL's reports to PMU including reports on spill and pre-ventive measures	EDL / PMU
		Formation of PCCD/PCDF in case of fire	Implementation of fire protection and emergency plan Installation of fire alarm systems Dry agent extinguishers on site	Training EDL on first immediate emergency and protection measures in case of fire (in addition to the general measures)	Fire inspection by Fire Authorities EDL's immediate reporting on any incidents	EDL / Fire authorities, PMU
2.4.5. Destruction of PCB-contaminated transformer oil and waste	All physical activities	If dechlorination: Same impacts as for facility for retrofilling  If export: Same impacts as for export of high-content PCB equipment	If dechlorination: Same measures as for facility for retrofilling in 2.4.3  If export: Same measures as for export of high-content PCB equipment in 2.3.2		Contractor's immediate reporting on any incidents Supervising Consultant's reports	Contractor / Consultant, PMU
2.5 Management of in-service transformers	Collection of spill, emergency response	Occupational exposure of workers designated to be involved in the management to PCB	Control health status of workers Use adequate personal protection equipment Use adequate procedures for reducing spill and accidents	Training of workers in PCB health risks and use of personnel protection equipment Training of workers in handling spill	Monitoring of worker's health status each year EDL's immediate reporting on any incidents	EDL / PMU
	Interim storage of high PCB equipment and waste	Leakages from stored equipment and waste	Store all waste in UN certified containers Use inert absorption material		EDL's immediate reporting on any incidents	EDL / PMU
		Formation of PCCD/PCDF in case of fire in storage	Install facility away from causes of fires (high voltage, scrap	Training of workers on first immediate emergency and protection measures in	Monitoring coordinated with monitoring of transformers in	EDL / PMU

Project component or Sub-component	Activity	Potential Adverse Impacts	Mitigation Measures	Capacity Development and Training	Monitoring of Mitigation Measures and Procedures	Institutional Responsibility Mitigation / Monitoring
			shop, etc.) All measures coordinated with the measures on the equipment in service Implementation of fire protection and emergency plan Installation of fire alarm systems Dry agent extinguishers on site	case of fire	service Fire inspection by Fire Authorities EDLs immediate reporting on any incidents	
3. Management of PCB-contaminated sites	All physical activities under component 3.	Occupational exposure of workers to PCB and other contaminants	Control health status of workers Use adequate personal protection equipment Use adequate procedures for reducing spill and accidents	Training of workers in PCB health risks and use of personnel protection equipment	Monitoring of worker's health status before and after the operation Reporting on any incidents	Contractor /Consultant, PMU
3.2. Remediation of Bauchrieh storage site and other sites (expected activities)	Moving transformers before remediation activities	Occupational exposure of workers to PCB Accidents where workers are injured by the transformers	Secure that transformers are not leaking		Supervising Consultant's reports	Contractor /Consultant, PMU
	Removal of contaminated soil and concrete	PCB in run-off from the site	All activities shall be undertaken during the dry season		Supervising Consultant's reports	Contractor /Consultant, PMU
		Dust and noise from the operation	Use of screens to prevent dust All operations to be undertaken during daytime		Supervising Consultant's reports	Contractor /Consultant, PMU
	Establishment of interim storage for contaminated soil and concrete	PCB leaking to the surroundings from contaminated waste	Establishment of PCB-proof and water-proof lining below and above the interim storage for soil/concrete		Supervising Consultant's reports	
3.1. Remediation of the Bauchrieh well	Emptying of the well	Releases of PCB to the sewer systems by draining water during and after emptying the well	Undertake emptying during the dry summer period Prevent inflow of water for a		Analysis of PCB in drain water after filter treatment Supervising Consultant's reports	Contractor /Consultant, PMU

Project component or Sub-component	Activity	Potential Adverse Impacts	Mitigation Measures	Capacity Development and Training	Monitoring of Mitigation Measures and Procedures	Institutional Responsibility Mitigation / Monitoring
			long period of time before the emptying Clean any draining water from the well by activated carbon filter or inert absorption material before discharge		ports	
		PCB spill from the operation contaminating the ground around the well	Establish liners around the well where the operations takes place		Supervising Consultant's re- ports	Contractor /Consultant, PMU
		Risk of perforating the bottom of the well resulting in increased releases of PCB from the well to the groundwater (of establishing a borehole is selected )	Use a techniques where it is clearly indicated when the bottom is reached		Supervising Consultant's re- ports	Contractor /Consultant, PMU
		Spreading of PCB by un-cleaned equipment leaving the area	All equipment cleaned before leaving the area Workers use a clean/dirty room sluice		Supervising Consultant's re- ports	Contractor /Consultant, PMU
		Releases of PCB by cleaning of the equipment	Water/detergents used by the cleaning should be treated by activated carbon or inert absorption material before discharge Oil should be separated and disposed of together with oil from the well		Supervising Consultant's re- ports	Contractor /Consultant, PMU
	Disposal of PCB-contaminated waste from the well	Same impacts and mitigation measures as described for disposal of Askarel from transformers			Contractor's immediate report- ing on any incidents Supervising Consultant's re- ports	Contractor /Consultant, PMU

Project component or Sub-component	Activity	Potential Adverse Impacts	Mitigation Measures	Capacity Development and Training	Monitoring of Mitigation Measures and Procedures	Institutional Responsibility Mitigation / Monitoring
	Post-emptying investigations in/around the well	Occupational health effects by taking samples of concrete walls and ground below the well	Use of extra personnel protection equipment – air fed breathing mask Safety lines used for all operations within the well		Contractor's immediate reporting on any incidents Supervising Consultant's reports	Contractor /Consultant, PMU
		Occupational health effects by collapse of the well by removing (part of) concrete walls and ground below the well (if selected )	Use of techniques where persons are not working in the well during demolition		Contractor's immediate reporting on any incidents Supervising Consultant's reports	Contractor /Consultant, PMU

## ملخص تنفيذي

تستخدم في الغالب ثنائي الفينيل متعدد الكلور المعروف (PCBs) باسم المبردات والسوائل العازلة للمحولات الكهربائية والمكثفات. إن ثنائي الفينيل متعدد الكلور هي مواد كيميائية تتراكم من خلال الشبكة الغذائية الحيوية وتشكل خطر التسبب في آثار سلبية على صحة الإنسان والبيئة. نظراً لخصائصها السامة على البيئة وتصنيفها كمكونات عضوية ثابتة (POP)، تم منع إنتاج واستخدام ثنائي الفينيل متعدد الكلور في كثير من البلدان المصادقة على اتفاقية استكهولم بشأن الملوثات العضوية الثابتة ثنائي الفينيل متعدد الكلور في عام ٢٠٠١.

في لبنان، يتواجد مركب ثنائي الفينيل متعدد الكلور في المقام الأول في قطاع الطاقة الكهربائية. وقبل منتصف عام ١٩٩٠، كان الاستخدام يجري على نطاق واسع في محولات الكهرباء، والمكثفات على مختلف المستويات ومحطات الطاقة ومحطات وشبكات التوزيع. إن ملكية معظم هذه المعدات التي تستخدم المركب المذكورة تعود إلى شركة كهرباء لبنان (EDL)، كونها الجهة المالكة والمشغلة للقطاع الكهربائي في الدولة اللبنانية، ولكن يوجد البعض من المعدات المشابهة في منشآت صغيرة أخرى خاصة، نذكر منها على سبيل المثال لا الحصر، صناعات معينة (شركة الألامسة) والمستشفيات الرئيسية.

حالياً، تتوزع المعدات المحتوية على ثنائي الفينيل متعدد الكلور في جميع أنحاء لبنان بحيث تمثل مصدراً للتلوث المنتشر للـ PCB. ونتيجة لذلك، تم مسح المواقع الملوثة في عدة محطات. واستناداً إلى تحديث قائمة جرد المعلومات التي تم إجرائها في قطاع الطاقة اللبناني، فإن تصنيف مختلف المعدات المحتوية على ثنائي الفينيل متعدد الكلور الواردة قد تم وفقاً لشدة المخاطر وبحسب الآلية التالية:

### ١ - معدات تحتوي على مستوى مرتفع من PCB

وفقاً لقائمة جرد المعلومات المحدثة من قبل (COWI-ECODIT، 2011)، حددت ٢٩ محول من نوع Askarel في معمل الجبة والذوق لإنتاج الطاقة والتي تحتوي على زيوت بوزن فعلي هو ٦٧ طن سائل ووزن معدات إجمالي يبلغ ١٦٨ طن. في معمل الجبة، كل المحولات لا تزال تعمل في الخدمة إلا محول واحد هو خارج الخدمة، أما في معمل الذوق فإن جميع المحولات هي خارج الخدمة وقد تم تخزينها أغلبها في الهواء الطلق. جدول رقم ١ يظهر المحولات التي لا تزال في الخدمات وخارجها على الشكل التالي:

خارج الخدمة	داخل الخدمة	
١٢	١٧	عدد محولات من نوع Askarel
٧	٥٨	الوزن الأجمالي بالطن
٤	٣٥	المحتوى من مركب PCB بالطن
٢١	١٤٧	وزن محولات Askarel بالطن

جدول ١: محولات Askarel في معمل الجيو والذوق لإنتاج الطاقة.

### ٢ - المحولات الملوثة بزيوت ثنائي الفينيل متعدد الكلور

استناداً لقائمة جرد المعلومات المحدثة من قبل (COWI-ECODIT، 2011)، تقدر الكمية الإجمالية من الزيت الملوثة في شبكة الكهرباء ومواقع التخزين في ١٠،٠٠٠ إلى ١٠،٦٠٠ طن بحيث يتواجد الجزء الرئيسي في الخدمة ضمن شبكة توزيع المحولات. يقدر العدد الإجمالي للمحولات الملوثة بـ ٢،٨٠٠ ما يزال ما يقارب حوالي ٢،٥٠٠ منها في الخدمة ضمن محولات التوزيع. إن الكمية الإجمالية من الزيت الملوثة في المحولات الموجودة خارج الخدمة والمخزنة في موقع التخزين في البوشرية، ومحطات ومعمل توليد الطاقة بحوالي ١٢٠-٢٥٠ طن. يتم تخزين حوالي ٨٠-١٢٠ طن منها في البوشرية و ٤٠-١٣٠ طن في المحولات خارج الخدمة في المحطات الفرعية.

### ٣ - المواقع الملوثة

يتسبب تسرب ثنائي الفينيل متعدد الكلور الملوثة المعدات بتلوث المواقع التي تتواجد فيها. بحسب قائمة جرد المعلومات المحدثة من قبل (COWI-ECODIT، 2011)، فإنه اثنين من المواقع تعتبر ملوثة بـ PCB بشكل أكبر بكثير من غيرها من المواقع التي تم تحديدها في لبنان. إن الموقعين هما: موقع تخزين البوشرية ومعمل الذوق لتوليد الكهرباء. في حين مواقع التلوث في معمل الذوق تم تحديدها وهو يغطي مساحة صغيرة، فإن التلوث في موقع البوشرية هو على نطاق واسع ويشمل أيضاً البئر الموجود ضمن هذا الموقع.

إن الجدول التالي رقم ٢ يظهر نسبة الخطورة ومصدر التلوث المرتبط بالمواقع والنفايات والمعدات لناحية الزيوت الملوثة بمادة ثنائي الفينيل متعدد الكلور المعروفة (PCBs) على الشكل التالي:

نسبة الخطورة	تصنيف المواقع / النفايات / المعدات الملوثة بالـ PCB
<b>معدات ملوثة وزيوت ملوثة بالـ PCB</b>	
نسبة مرتفعة من الخطورة بسبب: - إمكانية تسرب زيوت الـ PCB - إمكانية إنبعاث الديوكسين والفيوران عند حدوث تسربات - إمكانية التلوث من جراء التخلص من المعدات دون معالجة على شكل خردة - إمكانية تعرض فريق العمل عند تنفيذ أعمال مرتبطة إدارة والتخلص من المعدات الملوثة	معدات خارج الخدمة تحتوي على نسبة عالية من PCB (محولات Askarel ومكثفات تحتوي PCB) مكثفات PCB في ٩ محطات ثانوية محولات Askarel موجودة في موقعين كمية الزيوت الموجودة تقدر بحوالي ٤٩ طن كمية الزيوت الصافية تقدر بحوالي ١٢ طن
نسبة مرتفعة من الخطورة بسبب: - إمكانية تسرب زيوت الـ PCB - إمكانية إنبعاث الديوكسين والفيوران عند حدوث تسربات - إمكانية تعرض فريق العمل عند تنفيذ أعمال صيانة مرتبطة بالمعدات الملوثة نسبة متوسطة من الخطورة قد تنتج من تعرض فريق العمل عند تنفيذ أعمال مرتبطة إدارة من المعدات الملوثة	معدات مازالت في الخدمة تحتوي على نسبة عالية من PCB (محولات Askarel في معمل الجيه) كمية الزيوت الموجودة تقدر بحوالي ١٤٧ طن كمية الزيوت الصافية تقدر بحوالي ٣٥ طن
نسبة مرتفعة من الخطورة قد تنتج من تعرض فريق العمل عند تنفيذ أعمال صيانة مرتبطة من المعدات الملوثة نسبة متوسطة من الخطورة بسبب: - إمكانية تسرب زيوت الـ PCB - إمكانية إنبعاث الديوكسين والفيوران عند حدوث تسربات نسبة متدنية من الخطورة قد تنتج من تعرض فريق العمل عند تنفيذ أعمال مرتبطة إدارة من المعدات الملوثة	محولات لشركة كهرباء لبنان قد تكون ملوثة بالـ PCB ومازالت في الخدمة تقدر بحوالي ٢,٨٠٠ محول موجودة ضمن شبكة كهرباء لبنان بحيث تقدر كمية الزيوت الموجودة تقدر بحوالي ١,٠٠٠ - ١,٦٠٠ طن إن إجمالي المحولات تقدر بحوالي ٢٢,١٠٠ محول موجودة ضمن شبكة التوزيع بحيث تقدر كمية الزيوت الموجودة تقدر بحوالي ١٩,٠٠٠ طن كمية الزيوت الصافية تقدر بحوالي ٠,٤ - ٠,٧ طن
نسبة متوسطة من الخطورة بسبب: - إمكانية تسرب زيوت الـ PCB - إمكانية إنبعاث الديوكسين والفيوران عند حدوث تسربات أو نتيجة لحرق الزيوت - إمكانية تسرب الزيوت عند التخلص من المحولات الغير معالجة على شكل خردة - إمكانية تعرض فريق العمل عند تنفيذ أعمال مرتبطة إدارة والتخلص من المعدات الملوثة	محولات لشركة كهرباء لبنان قد تكون ملوثة بالـ PCB خارج الخدمة حالياً يقدر العدد بحوالي ٢٨٠ تم تخزينها تم التخلص من زيوتها المقدرة بحوالي ٣٩٥ طن كمية الزيوت الصافية تقدر بحوالي ٠,٠٣ - ٠,٠٥ طن
نسبة الخطورة مماثلة للنسب المبينة إعلاه لناحية المعدات التي تحوي PCB والموثة منه	محولات وكثفات ملك قطاعات أخرى قد تكون ملوثة بالـ PCB خارج الخدمة ١٠ - ٣٠ طن مكثفات قد تحوي PCB ٥ - ٢٠ طن محولات Askarel ١٠٠ - ٢٠٠ طن محولات قد تكون ملوثة
<b>مواقع ملوثة بالـ PCB</b>	
نسبة متوسطة من الخطورة على المياه الجوفية نسبة متوسطة من الخطورة بسبب: - إمكانية إنبعاث الـ PCB في الجو - إمكانية تسرب الـ PCB مع مياه الأمطار الجارية نسبة متدنية من الخطورة قد تنتج ضمن سياق العمل لناحية تسرب الـ PCB على التربة	موقع البوشرية لتخزين المحولات وصيانتها (لا يتضمن البئر) توقع إمتداد التلوث بالـ PCB على نطاق واسع قد يشمل كل مساحة الوقع المقدرة بحوالي ٤,٦٠٠ م <sup>٢</sup> كمية الزيوت الصافية تقدر بأكثر من ٠,٢ طن
نسبة عالية من الخطورة بسبب: - إمكانية تلوث المياه الجوفية - إمكانية تلوث آبار مياه مجاورة	البئر في موقع التخزين في البوشرية حوالي ٥٥ طن من الزيوت الملوثة وكمية غير مقدرة من الوحول كمية الزيوت الصافية تقدر بحوالي ٠,٥ طن
نسبة متوسطة من الخطورة على المياه الجوفية نسبة متوسطة من الخطورة عن تسرب الـ PCB إلى الجو وعبر سيلان الأمطار نسبة متدنية من الخطورة قد تنتج ضمن سياق العمل لناحية تسرب الـ PCB على التربة	معمل كهرباء الذوق إنتشار التلوث في مواقع وجود محولات Askarel كمية الزيوت الصافية تقدر بحوالي ٠,٠٣ - ٠,١٦ طن
نسبة متدنية من الخطورة بسبب: - إمكانية إنبعاث الـ PCB في الجو - إمكانية تسرب الـ PCB مع مياه الأمطار الجارية - إمكانية تسرب الـ PCB على التربة	مواقع ملوثة أخرى بعض التلوث ناتج عن التسرب في المحطات الثانوية كمية الزيوت الصافية تقدر بأقل من ٠,١ طن

جدول ٢: الخطورة ومصدر التلوث المرتبط بالمواقع والنفايات والمعدات لناحية الزيوت الملوثة PCB

إن وزارة البيئة بالتعاون مع شركة كهرباء لبنان وبمساعدة مشروع برنامج الأمم المتحدة الإنمائي لتعزيز المؤسسات في وزارة البيئة قد طلبت إعداد دراسة تقييم الأثر البيئي والاجتماعي ESIA وحيث أن المشروع المقترح يصنف من الفئة "أ" في البنك الدولي وفقاً لسياسة التشغيل (OP 4.01). لذلك فإن المشروع المذكور تطلب دراسة ESIA كاملة تهدف إلى التخفيف من أثر التلوث الذي قد ينجم عن تسرب مركب ثنائي الفينيل متعدد الكلور (PCBs) على طبقات التربة والموارد المائية السطحية والجوفية. بحيث يشمل المشروع عدة مواقع في القطاع العام، وعلى بعض من مواقع القطاع الخاص.

يهدف المشروع المقترح إلى مساعدة لبنان على إنشاء نظام إدارة سليمة لمعالجة زيوت لـ PCB التي من شأنها أن تقلل من احتمال المخاطر البيئية والصحية الناجمة عن أية إدارة سيئة وغير سليمة ببناء للزيوت والمعدات الملوثة. يشمل المشروع المذكور المعالجة والتغليف والنقل والتخلص من المعدات والنفايات السائلة والزيوت الملوثة بالـ PCB، فضلاً عن معالجة المواقع الملوثة بالمواد الكيميائية الخطرة. إن هذه المهام من شأنها أن تستتبع استثمارات كبيرة في مجال البنية التحتية لإدارة PCB وتعزيز القدرات الإدارية والتقنية المحدودة لجميع أصحاب المصلحة الرئيسيين، بما في ذلك القطاع العام والخاص في لبنان.

إن المشروع المقترح يتكون من أربعة عناصر أساسية هي:

- ١ - التعزيز المؤسسي والتنظيمي
- ٢ - إدارة الزيوت والمعدات الملوثة PCB
- ٣ - إدارة المواقع الملوثة بثنائي الفينيل متعدد الكلور
- ٤ - إدارة المشروع

إن جزء الدراسة المختص بالإطار الإدارية والقانونية المرتبطة بعمل المشروع ستعترض القوانين والمراسيم والقرارات ذات الصلة بالإضافة التشريعات والأنظمة التي تنطبق على إدارة الملوثات العضوية الثابتة PCB في الجمهورية اللبنانية. إن الغرض الرئيسي من هذا الفصل القانوني هم تقديم عرض شامل لجميع ومقتضب لكل المواضيع المرتبطة بالتخطيط والتنمية البيئية. كما وبناء ورصد التشريعات التي تنسم بأهمية خاصة فيما يتعلق المشروع. بالإضافة إلى ذلك يناقش هذا الجزء من الدراسة بعض الاتفاقات الدولية للبنان المرتبطة بالمشروع.

إن فصل مشاورات العامة سوف يتم تطويره بشكاه النهائي بعد إتمام كافة إجتماعات المشاورات والتي سيتم عقدها والدعوة إليها بعد إطلاع المعنيين تقرير تقييم الأثر البيئي والاجتماعي بشكله الأولى عبر نشره وتوزيعه (وفقاً لسياسة التشغيل (OP 4.01) المتبعة في البنك الدولي). كما وسيتم نشر التقرير على المواقع الإلكترونية لوزارة البيئة وشركة كهرباء لبنان وفي المكتبات والمواقع العامة المتاحة.

سوف يعتمد إختيار المدعوين لمناقشة التقرير على تنوع الاختصاصات وبالتحديد المرتبطة بالبيئة والسلامة العامة بشكل مباشر و/أو غير مباشر. إن القائمة المقترحة والتي سيتم دعوتها بعد موافقة المعنيين في وزارة البيئة وشركة كهرباء لبنان سوف يتنمون لعدد من الجهات على الشكل التالي:

- السكان ضمن مواقع عمل المشروع المقترح
- البلديات والسلطات المحلية
- مؤسسات ووزارات الدولة المعنيين
- جامعات ومعاهد علمية
- شركات صناعية ذات صلة
- شركات متعهدة وإستشارية
- جمعيات أهلية ومدنية لا تبغى الربح
- إتحادات جمعيات بيئية
- القطاع الخاصة ذا الصلة
- الجهات المانحة

من أجل الحصول على النتائج المرجوة من الإجتماعات سوف يتم عقد الإستشارات في مبنى وزارة البيئة أو مبنى البلديات المعنية. وعليه سوف يقوم الإستشاري معد الدراسة وبالتعاون مع المعنيين في وزارة البيئة بعرض وشرح مكونات



وميزات المشروع وكيفية تطبيق خطة الإدارة البيئية وقيمة المعالجة بالنسبة للسلامة العامة وسلامة البيئة. كما وسيتم تلقي الملاحظات والآراء المرتبطة بالمشروع ومحاولة الرد على معظم التساؤلات في حال وجودها. جميع المعلومات والنقاشات والتساؤلات وأسماء الحضور وصور فوتوغرافية للإجتماع سوف يتم إضافتها على التقرير بشكله النهائي ليصار إلى الأخذ بها في حال توافقها مع أهداف المشروع.

تم عقد الإجتماع المذكور أعلاه بتاريخ ٢٣/٠٥/٢٠١٣ الموافق يوم الخميس وذلك بحضور عدد من المعنيين الممثلين بالجهات التالية:

١. وزارة البيئة وشركة كهرباء لبنان
٢. وزارة الصحة العامة
٣. ممثلين تجمع الجمعيات البيئية (بعضها يضم ما يقارب ٢٠ جمعية)
٤. شركات خاصة (شركة ECODIT)
٥. مؤسسات تعليمية
٦. عالجة بلديات وسلطات محلية
٧. ممثلين مشاريع في الأمم المتحدة

قام الإستشاري بعرض المشروع عبر تقديم شرح مدعم بعرض شرائح لمكونات المشروع وبنود الدراسة ESIA ، بحيث إستمع الحضور وتم فتح باب المناقشة بعد الإنتهاء من العرض. كانت معظم الأسئلة متعلقة بكيفية ضمان صوابية تنفيذ المشروع بشكل سليم بيئياً وعن إمكانية معالجة بعض المعدات ذات التلوث المنخفض داخل لبنان. وقد تمت الإجابة على الأسئلة بالتعاون بين مندوب وزارة البيئة والإستشاري على النحو التالي:

١. إن المشروع سوف ينفذ دراسة جدوى على إمكانية معالجة بعض المعدات ذات التلوث المنخفض وبناء على النتائج تقترح الحلول.
  ٢. ما يحكم خطوات التنفيذ للمشروع هو القوانين اللبنانية والمعاهدات الدولية التي تلزم الجهة المنفذة بالسلامة البيئية العامة.
- هذا وتم التأكيد على مبدأ مشاركة العامة وأحقية المشاركين وغيرهم معرفة بنود المشروع كجزء من سياسة الشفافية البيئية المتبعة في لبنان، كما وتم إيضاح موضوع التهجير القسري (OP 4.12) المتعلق بسياسة البنك الدولي والتي لا تنطبق على المشروع الحالي كونه يتم تنفيذه في مواقع ملك شركة كهرباء لبنان ولا يتطلب تملك و/أو إعادة تموضع.

قد أجريت بعض الاستطلاعات لتحديد الآثار التي قد تنتج عن تطبيق المشروع والتي يبدو أنها ذات أهمية محتملة في هذه المرحلة. إن تحديد نطاق النشاط / التأثير حيث يجري تقييم إدارة ثنائي الفينيل متعدد الكلور والتخلص منه على أساس آثارها البيئية المحتملة.

لقد تم تجميع ومراجعة البيانات البيئية الأساسية والمسح الميداني لمواقع العمل في المشروع من أجل وصف واقع الحالة البيئية. وقد تم اعتماد عدد من المؤشرات التالية: الهواء والماء - كمية ونوعية المناظر الطبيعية والتربة والجيولوجيا، والعوامل المناخية، والنباتات والحيوانات (التنوع البيولوجي)، والمناظر الطبيعية، والضوضاء، والموارد الثقافية والمباني التاريخية، والعمارة، والسكان والصحة البشرية، والبنية التحتية والنقل والصرف الصحي و / أو إدارة النفايات، واستخدام الأراضي، بحيث تم تحليلها وفقاً لحاجة الدراسة. إن الجدول ٤ يعرض المؤشرات على الشكل التالي:

مؤشرات أساسية	مؤشرات فرعية
مكونات بيئية	<ul style="list-style-type: none"> <li>• وصف الموقع الجغرافي</li> <li>• وصف طبوغرافية الموقع</li> <li>• الأرصاد الجوية والظروف المناخية</li> <li>• الوضع الجيولوجي</li> <li>• نوعية الترسبات والتلوث</li> </ul>

<ul style="list-style-type: none"> <li>• جودة الهواء المحيط</li> <li>• مستويات الضوضاء</li> <li>• النفايات السائلة والصلبة</li> <li>• التنوع البيولوجي</li> <li>• حالة الاجتماعية والاقتصادية</li> <li>• المعالم الثقافية والتاريخية</li> <li>• استخدام الأراضي / غطاء الأرضي</li> <li>• حالة المرور</li> <li>• الخدمات والمرافق العامة</li> <li>• الصحة والسلامة العامة</li> </ul>	مكونات بيئية أساسية
---	---------------------

جدول ٣: محولات البيانات البيئية الأساسية لموقع العمل.

وفقاً للبنك الدولي (OP 4.12) قد تسبب إعادة التوطين القسرية معاناة شديدة على المدى الطويل، والإفقر، والأضرار البيئية ما لم يتم التخطيط لها بعناية وعبر تطبيق التدابير المناسبة. لذلك، فإن سياسة البنك بشأن إعادة التوطين غير الطوعي هي على الشكل التالي:

- أ. ينبغي تجنب إعادة التوطين غير الطوعي حيثما كان ذلك ممكناً، أو التقليل منها، والبحث في تصاميم مشروع عن بديل قابل للتطبيق.
- ب. إذا لم يكن من الممكن تفادي إعادة الإسكان، ينبغي تصور أنشطة إعادة التوطين وتنفيذها كما برامج التنمية المستدامة، وتوفير الموارد الاستثمارية اللازمة لتمكين المبعدين من قبل المشروع بالمشاركة في منافع المشروع.
- ج. ينبغي استشارة المبعدين ومنحهم الفرصة للمشاركة في تخطيط وتنفيذ برامج إعادة التوطين.
- د. ينبغي مساعدة المبعدين في جهودهم الرامية إلى تحسين سبل معيشتهم ومستويات المعيشة أو على الأقل لاستعادتها، من حيث القيمة الحقيقية، إلى مستويات ما قبل ترحيلهم أو إلى المستويات التي كانت سائدة قبل بداية تنفيذ المشروع، أيهما أعلى.

وبالرغم مما ذكر، فإنه من الواجب الإشارة إلى أنه لن يكون هنالك مسببات لإعادة التوطين القسرية ضمن نطاق مشروعنا كون ملكية المواقع تعود إلى مؤسسة كهرباء لبنان، مما يستقل من احتمال الحاجة إلى تطبيق حيازة الأرض. إلا أنه يمكن أن يتأثر النسيج الاجتماعي المحيطة بالمشروع بشكل مباشر وغير مباشر بنشاطات العمل على هذا النحو:

- إمكانية تسرب عرضي خلال أي أنشطة نقل عبر الطريق المستخدم من المحيط.
- إمكانية ارتفاع مستوى الضوضاء المزعجة من نشاطات معينة خلال فترة تشغيل المشروع.

كما ويجب التأكد من عدم التأثير سلباً على أي من الموارد الثقافية سواء كانت مواقع أو هياكل أو مجموعات هياكل أو معالم طبيعية أو مناظر طبيعية منقولة أو غير منقولة وذات قيمة أثرية أو تاريخية أو دينية أو جمالية أو ثقافية أو غير هياكلية وجدت في المناطق الحضرية أو الريفية، فوق أو تحت سطح الأرض، أو تحت الماء. الفائدة الثقافية قد يكون على المستوى المحلي أو الإقليمي أو الوطني، أو في إطار المجتمع الدولي. (OP 4.11)

قد أظهر تحليل الأثر البيئي أن الآثار البيئية قد تحدث خلال مراحل تشغيل المشروع وخاصة فيما يتعلق بنوعية المياه، ونوعية الهواء والغبار وانبعاثات الضوضاء، وتسرب البصرية، وتوليد النفايات، ومخاوف تتعلق بالسلامة، والآثار الاجتماعية والاقتصادية. إن الجدول رقم ٥ يقدم موجزاً لأهمية الآثار البيئية المحتملة التي ترتبط مع الفترة التشغيلية.

التأثير	مخاطر PCB	مخاطر أخرى	مخاطر أخرى	مخاطر أخرى	مخاطر أخرى	مخاطر أخرى	مخاطر أخرى
موارد مائية							
مياه جوفية ملوثة	X*	X**	X	X	X	X	X
مياه سطحية ملوثة	X	X	X	X	X	X	X
تربة ونفايات							
تربة ملوثة	X	X	X	X	X	X	X

X			X	X		X	نفايات
<b>هواء وضجيج</b>							
X			X			X	إنبعاث POPs
X	X	X	X				تشكل غبار
X	X	X					ضجيج
<b>نظام إيكولوجي</b>							
	X	X					خسارة مناطق قيمة
				X		X	السمة البيئية للحياة البرية
				X		X	السمة البيئية للحياة البحرية
<b>إنسان وبنية اجتماعية</b>							
X	X	X	X	X	X	X	خطر مباشر
X	X	X	X			X	خطر غير مباشر
X	X	X					إزعاج
X		X	X	X			تأثير اجتماعي
*إمكانية تأثير البيئة							
**دم إمكانية تأثير البيئة							

الجدول ٤: موجز للآثار البيئية المحتملة

ومن ثم تم تحليل الأثر السلبية و/أو الإيجابية للمشروع على المؤشرات البيئية وذلك وفقاً لنشاطات المشروع المقترح التي سوف تنفذ خلال مراحل تشغيل المشروع. وقد تمحور التحليل بدراسة التأثير المتوقع على نوعية المياه والتربة، ونوعية الهواء والغبار والضوضاء الانبعاثات، وتسرب البصرية، وتوليد النفايات، ومخاوف تتعلق بالسلامة، والآثار الاجتماعية والاقتصادية.

إن جزء تحليل البدائل في الدراسة قد قارن بين عدد من تقنيات المعالجة للاحية اعتماد الأنسب بيئياً وفقاً لعدة عوامل، على النحو التالي:

١. السيناريو "لا تفعل شيئاً"
٢. معالجة الموقع الملوث
٣. خيارات التوضيب
٤. خيارات التخلص و/أو معالجة الزيوت والمعدات المواقع الملوثة

إنه ومن أجل ضمان الإدارة السليمة للمشروع وتخفيف من المؤثرات السلبية على البيئة الحالية، وضعت خطة للإدارة البيئية والاجتماعية وESMP من أجل لتنفيذها في فترة التشغيل للمشروع. إن ESMP تضمن تخفيف حدة التأثيرات السلبية المحتملة، ورصد نوعية النفايات السائلة، وتدريب الموظفين للرفع من مستوى الكفاءة، والاحتفاظ السجلات دقيقة بطريق منظمة والاستعداد للحالات الطوارئ عبر فرض تدابير فعالة. إن التدابير التخفيفية للحد من احتمالات وحجم التأثيرات السلبية التي قد تترافق مباشرة مع تشغيل المشروع المقترح قد تم مناقشتها بإسهاب في نص هذا التقرير.

إن رصد نوعية الهواء، ومستويات الضوضاء ويقترح، ونوعية مياه البحر والمياه الجوفية، وممارسات إدارة النفايات والصحة والسلامة، والمناظر الطبيعية، والاقتصاد الاجتماعي، خلال مرحلة التشغيل هي من مسؤوليات المشغل و / أو الاستشاري، في حين أن السلطات المشرفة تشمل وزارة البيئة ومؤسسة كهرباء لبنان. ينبغي تنفيذ الرصد البيئي وخطط الإدارة من قبل كيان مستقل من المفاولين والاستشاريين المشاركين في مهام المشروع لضمان مراقبة الجودة وضمان الجودة. يجب وضع المبادئ التوجيهية والمواصفات ومنهجية التدريب البيئي وبرامج التوعية داخل التصميم النهائي للمشروع. إن هذه المبادئ سوف تحدد مساهمة المشروع المقترح في تعزيز المؤسسات وبناء القدرات المحتملة في مجال الإدارة البيئية في منطقة المشروع بشكل خاص وعلى نطاق واسع في البلاد بشكل عام.

بالرغم من نمو القلق البيئي بشكل عام في المجتمعات، فإنه لا يزال يتواجد البعض من المجتمعات التي تجد من الصعب عليها الامتثال وقبول نظام الإدارة البيئية (EMS) التي من شأنها تحسين الأداء البيئي العام. ويحدد هذا التقرير المهام

الأساسية لمثل هذا النهج الذي يتوافق مع المتطلبات القانونية في استراتيجيات خفض التكاليف وتدهور الأوضاع المعيشية. إن المشاكل البيئية هي ظرفية وموجهة عادة على أساس ما هو مطلوب. هذه المشاكل تتطلب التحليل، التخطيط، والعمل. وفقاً لذلك، ينبغي دائماً أن الآثار البيئية التي تم تحديدها، وتم مسحها وتقييمها العمل على التخفيف من مؤثراتها.

# TABLE OF CONTENTS

	<b>Page</b>
<b>AUTHORS</b>	
<b>ACKNOWLEDGEMENTS</b>	
<b>EXECUTIVE SUMMARY</b>	<b>I</b>
<b>TABLE OF CONTENTS</b>	<b>XIX</b>
<b>LIST OF APPENDICES</b>	<b>XXI</b>
<b>LIST OF TABLES</b>	<b>XXI</b>
<b>LIST OF FIGURES</b>	<b>XXII</b>
<b>LIST OF PHOTOGRAPHS</b>	<b>XXIII</b>
<b>LIST OF CHARTS</b>	<b>XXIII</b>
<b>LIST OF MAPS</b>	<b>XXIV</b>
<b>LIST OF ABBREVIATION S&amp; ACRONYMS</b>	<b>XXV</b>
<b>1. INTRODUCTION</b>	<b>1</b>
1.1. ESIA and Project Objectives	1
1.2. General Background	2
1.3. Definition of the Project and the Owner	7
1.4. The Project Type, Size and Location	8
1.5. The Study and the ESIA Report	10
<b>2. ADMINISTRATIVE AND LEGAL FRAMEWORK</b>	<b>11</b>
2.1. Administrative and Institutional Framework	11
2.2. Legal framework	15
2.3. International Conventions	19
2.4. Findings and Observations	21
<b>3. PUBLIC PARTICIPATION</b>	<b>22</b>
<b>4. DESCRIPTION OF PROJECT COMPONENTS</b>	<b>28</b>
4.1. Component 1 “Institutional and regulatory strengthening”	28
4.2. Component 2 “Management of PCB oils and contaminated equipment”	29
4.2.1. High – Content PCB Equipment	29
4.2.2. PCB-Contaminated Transformers and Capacitors In-Service in EDL & Other Sectors	29
4.2.3. Interim storage facilities	30
4.2.4. Method of collection and packaging	31
4.3. Component 3 “Remediation of PCB contaminated sites”	32
4.3.1. Remediation of contaminated site	32
4.3.2. Remediation of Baouchriyeh storage site and repair shop	32
4.3.3. Remediation of Baouchriyeh well	32
4.4. Component 4 “Project management”	33
<b>5. BASELINE ENVIRONMENTAL CONDITIONS</b>	<b>34</b>
5.1. Project Location	34
5.2. Meteorological and Climate Conditions	41
5.3. Geological Setting	42
5.4. Ambient Air Quality	49
5.5. Noise Levels	50

5.6. Topography description	51
5.7. Biological condition of the area	55
5.8. Socio-economic Env./Urban Development/Economical activities	64
5.9. Traffic condition	65
5.10. Land use / Land cover	66
5.11. Wastewater	66
5.12. Solid Waste	67
5.13. Historic and archaeological heritage	68
<b>6. IMPACTS EVALUATION</b>	<b>69</b>
6.1. PCB inventory updating and completion	69
6.2. Dismantling and packing of Askarel transformers and PCB capacitors	72
6.3. Shipment and destruction of Askarel transformers and PCB capacitors	73
6.4. Establishment of interim storage facility for contaminated transformers/oil	74
6.5. Management of in-service transformers	74
6.6. Remediation of Bauchrieh storage site and other sites (expected activities)	75
6.7. Remediation of the Baouchriyeh well	77
6.8. Summary of Impacts	78
<b>7. ANALYSIS OF ALTERNATIVE</b>	<b>81</b>
7.1. “Do Nothing” Scenario	81
7.2. Project Alternatives	82
7.3. Site Remediation – contamination treatment	83
7.4. Packing options	84
7.5. Disposal Options	85
7.6. Conclusions for Lebanon concerning disposal of PCB-contaminated transformer oil	59
<b>8. ENVIRONMENTAL AND SOCIAL MANAGEMENT PLAN</b>	<b>91</b>
8.1. Objectives of the ESMP	91
8.2. Mitigation Measures	92
8.2.1. PCB inventory updating and completion	92
8.2.2. Dismantling and packing of Askarel transformers and PCB capacitors	94
8.2.3. Shipment and destruction of Askarel transformers and PCB capacitors	95
8.2.4. Establishment of interim storage facility for contaminated transformers/oil	96
8.2.5. Management of in-service transformers	98
8.2.6. Remediation of Bauchrieh storage site and other sites (expected activities)	99
8.2.7. Remediation of the Baouchriyeh well	102
8.2.8. Extra mitigation measures	104
8.3. Environmentally Sustainable Development (ESD)	123
8.4. Monitoring Plan	123
8.5. Contingency Plan	133
8.6. Record Keeping and Reporting	135
8.7. Capacity Building	136
8.8. Institutional Arrangements	137
8.9. Statement of compliance and commitment	137
<b>9. CONCLUSION</b>	<b>138</b>
<b>REFERENCES</b>	<b>139</b>
<b>APPENDICES</b>	

## LIST OF APPENDICES

<b>Appendix 1</b>	<b>Part of MoE Decision 8/1 and 52/1</b>
<b>Appendix 2</b>	<b>Odor checklist form</b>
<b>Appendix 3</b>	<b>Safety, Health and Environmental Regulations / CDR (CD)</b>
<b>Appendix 4</b>	<b>Term of References (TOR)</b>
<b>Appendix 5</b>	<b>Maps and Cross Sections</b>
<b>Appendix 6</b>	<b>Meteorological and Climate Data</b>
<b>Appendix 7</b>	<b>Public Consultation meeting</b>
<b>Appendix 8</b>	<b>MoE letter to EDL</b>

## LIST OF TABLES

<b>Table</b>	<b>Page/s</b>
Table A: Environmental Management Plan - mitigation measures and monitoring	IV
جدول ١: محولات Askarel في معمل الجيو والذوق لإنتاج الطاقة	XII
جدول ٢: الخطورة ومصدر التلوث المرتبط بالمواقع والنفايات والمعدات لناحية الزيوت الملوثة PCB	XIII
جدول ٣: محولات البيانات البيئية الأساسية لموقع العمل	XVI
الجدول ٤: موجز للأثار البيئية المحتملة	XVI
Table 1-1: Askarel transformers identified in Jiyeh and Zouk power plants.	2-3
Table 1-2: PCB-containing capacitors in the EDL substations.	3
Table 1-3: Quantity of identified high-content PCB equipment in the public sector.	3
Table 1-4: Estimated numbers of contaminated transformers and quantities of contaminated liquids.	4
Table 1-5: Level of risk from PCB-contaminated equipment, waste and sites	6-7
Table 1-6: Land classification of sites.	9
Table 1-7: Locations in stereographic geographical coordinates.	9
Table 1-8: Surface area of the selected sites.	9
Table 2.1 Institutions and bodies with potential competences in PCB management.	14-15
Table 2-2: Summary of laws related to environment conservation, land development and biodiversity protection.	16-18
Table 2-3: Categories of Legislation in Lebanon	18
Table 3-1: Attendees' workshop of November 29, 2012	22
Table 3-2: Schedule for visited sites.	25
Table 4-1: Proposed sites for interim storage.	30
Table 5-1: List of springs in the area.	47-48
Table 5-2: List of public wells around the project areas.	48-49
Table 5-3: Noise records on-sites.	50-51
Table 5-4: Listing of basic information of fauna species recorded at site	62
Table 5-5: Percentage of housing connected to the sewage network	66

Table 5-6: Water and Wastewater Building Equipment in some Cazas of Lebanon. Source: CAS 2006 (data from 2004).	67
Table 5-7: Summary of MSW management systems in Lebanon by region	68
Table 6-1: Summary of project impacts.	79
Table 6-2: Interpretation of Impact Categories used in the Impact Assessment	79
Table 7-1: Analysis of the disposal options.	90
Table 8-1: Different safety measure that should be provided at the project site.	98
Table 8-2: The maximum allowable limits for outdoor air pollutants	100
Table 8-3: Noise exposure limits.	101
Table 8-4: Typical composition of untreated domestic wastewater	103
Table 8-5: The allowable contaminants concentration for wastewater when discharged by new construction projects into the surface water.	103
Table 8-6: Summary of Mitigation Measures.	107
Table 8-7: Monitoring Requirements.	124
Table 8-8: PCB Monitoring for the appropriate application of health, safety and environmental protection measures	127
Table 8-9: Pattern of monitoring, specifies parameters, frequency and responsible party.	130
Table A: Average days of thunderstorms, fog, precipitation and when the sea calms recorded at RHBIA station	Appendix 6
Table B: Wind statistics based on observations taken between 6/2005 - 5/2012.	Appendix 6

## LIST OF FIGURES

Figure / Drawing	Page/s
Figure 5-1: General view for the topographic features in Zouk area, looking North.	51
Figure 5-2: General view for the topographic features in Zouk, looking West (Google).	52
Figure 5-3: General view for the topographic features in Zouk area, looking South	52
Figure 5-4: General view for the topographic features in Zouk area, looking East	52
Figure 5-5: General view for topographic features in Baouchriyeh area, looking North	53
Figure 5-6: General view for the topographic features in Baouchriyeh, looking West.	53
Figure 5-7: General view for topographic features in Baouchriyeh area, looking S.	53
Figure 5-8: General view for topographic features in Baouchriyeh area, looking East.	54
Figure 5-9: General view for the topographic features in Jiye area, looking North.	54
Figure 5-10: General view for the topographic features in Jiye area, looking West.	54
Figure 5-11: General view for the topographic features in Jiye area, looking South.	55
Figure 5-12: General view for the topographic features in Jiye area, looking East.	55
Figure A: Ave. wind speed / direction over a 30-year period recorded at RHBIA St.	Appendix 6
Figure B: Geological cross section for Zouk area.	Appendix 5
Figure C: Geological cross section for Baouchriyeh area.	Appendix 5
Figure D: Geological cross section for Jiye area.	Appendix 5
Figure E. Geological Formations of Lebanon (Geoflint).	Appendix 5



## LIST OF PHOTOGRAPHS

<b>Photograph</b>	<b>Page/s</b>
Photograph 5-1: Zouk Site (Geoflint 2012).	35
Photograph 5-2: Zouk Site (Geoflint 2012).	36
Photograph 5-3: Baouchriyeh Site (Geoflint 2012).	37
Photograph 5-4: Baouchriyeh Site (Geoflint 2012).	38
Photograph 5-5: Jiyeh Site (Geoflint 2012).	39
Photograph 5-6: Jiyeh Site (Geoflint 2012).	40
Photograph 5-7: Exposed geological formation at Jiyeh site (Geoflint 2012).	44
Photograph 5-8: Exposed geological formation at Jiyeh site (Geoflint 2012).	45
Photograph 5-9: Flora species at project sites (Geoflint 2012)	59-60
Photograph 5-10: Fauna species recorded at sites.	63
Photograph 7-1: Contaminated oils leaking from an out-of-services transformer at Zouk PS.	82
Photograph 7-2: Used oil being disposed in an old water well at Baouchriyeh site.	82
Photograph 8-1: Catalytic converter and Exhaust systems incorporating diesel particulate filters to be used at generators.	100

## LIST OF CHARTS

<b>Chart</b>	<b>Page</b>
Chart 1: Average monthly precipitation recorded at RHBIA station from 1961/1990.	Appendix 6
Chart 2: Average monthly precipitation recorded at RHBIA station from 1971/2000.	Appendix 6
Chart 3: Average monthly precipitation recorded at RHBIA station from 2000/2005.	Appendix 6
Chart 4: Average number of rainy days recorded at RHBIA station from 2000/2005.	Appendix 6
Chart 5: Average maximum and mean monthly wind speed recorded at RHBIA station (1971-2000).	Appendix 6
Chart 6: Average number of days when the sea was calms recorded at RHBIA station (1971-2000).	Appendix 6
Chart 7: Average maximum monthly temperature record at RHBIA St. (2000/2005).	Appendix 6
Chart 8: Average minimum monthly temperature record at RHBIA St. (2000/2005).	Appendix 6
Chart 9: Mean monthly temperature record at RHBIA station (from 2000 to 2005).	Appendix 6
Chart 10: Ave., High & Low monthly temperature record at RHBIA St. (1971/2000).	Appendix 6
Chart 11: Average monthly temperature record at RHBIA station (1961 to 1990).	Appendix 6
Chart 12: Average monthly relative humidity record at RHBIA station 2000/2005.	Appendix 6
Chart 13: Mean monthly relative humidity record at RHBIA station for 2000/2005.	Appendix 6
Chart 14: Average monthly relative humidity record at RHBIA station 1961/1990.	Appendix 6

## LIST OF MAPS

<b>MAP</b>	<b>Page</b>
Map 1: General location of Sites.	Appendix 5
Map 2: Decreeded schemes for of Zouk Site.	Appendix 5
Map 3: Decreeded schemes for of Baouchriyeh Site.	Appendix 5
Map 4: Decreeded schemes for of Jiyeh Site.	Appendix 5
Map 5: General topographic map of the Zouk site area.	Appendix 5
Map 6: General topographic map of the Baouchriyeh site area.	Appendix 5
Map 7: General topographic map of the Jiyeh site area.	Appendix 5
Map 8: Map of the road leading to Zouk site.	Appendix 5
Map 9: Map of the road leading to Baouchriyeh site.	Appendix 5
Map 10: Map of the road leading to Jiyeh site.	Appendix 5
Map 11: General Geological map of Zouk site and surrounding area.	Appendix 5
Map 12: General Geological map of Baouchriyeh site and surrounding area.	Appendix 5
Map 13: General Geological map of Jiyeh site and surrounding area.	Appendix 5
Map 14: General Soil map of Zouk site and surrounding area.	Appendix 5
Map 15: General Soil map of Baouchriyeh site and surrounding area.	Appendix 5
Map 16: General Soil map of Jiyeh site and surrounding area.	Appendix 5
Map 17: Seismic map of Zouk site and surrounding areas.	Appendix 5
Map 18: Seismic map of Baouchriyeh site and surrounding areas.	Appendix 5
Map 19: Seismic map of Jiyeh site and surrounding areas.	Appendix 5
Map 20: Hydrogeological map of Zouk site and surrounding areas.	Appendix 5
Map 21: Hydrogeological map of Baouchriyeh site and surrounding areas.	Appendix 5
Map 22: Hydrogeological map of Jiyeh site and surrounding areas.	Appendix 5
Map 23: Land cover – land use map of Zouk site and surrounding area.	Appendix 5
Map 24: Land cover – land use map of Baouchriyeh site and surrounding area.	Appendix 5
Map 25: Land cover – land use map of Jiyeh site and surrounding area.	Appendix 5

## LIST OF ABBREVIATIONS & ACRONYMS

ADR	:	European Agreements on the International Carriage of Dangerous Goods by Road
ASTM	:	America society of testing and materials
AUB	:	American University of Beirut
BAT	:	Best Available Techniques
BEP	:	Best Environmental Practices
BS	:	British Standard
CDR	:	Council for Development and Reconstruction
°C	:	Degree Celsius
CEN	:	Comite Europeen de Normalisation
CIS	:	Commonwealth of Independent States
COM	:	Council of Ministers
dB	:	Decibel
DG	:	Director General
DGVP	:	Directorate General of Urban Planning
DSA	:	Daily Subsistence Allowance
EC	:	European Community
ECD	:	Electron capture detector
EDJ	:	Electricite du Jbail
EDL	:	Electricite du Liban
EIA	:	Environmental Impact Assessment
EMS	:	Environmental Management System
ESIA	:	Environmental and Social Impact Assessment
ESA	:	Environmental site assessments
EU	:	European Union
ESIA	:	Environmental and Social Impact Assessment
ESMP	:	Environmental Social Management Plan
e.g.	:	Example
etc	:	Etcetera
FSP	:	Full Size Project
GBA	:	Greater Beirut Area
GC	:	Gas chromatograph
GDoP	:	General Directorate of Petroleum
GDP	:	Gross Domestic Product
GEF	:	Global Environment Facility
GIS	:	Geographic Information Systems
GOL	:	Government of Lebanon
GPS	:	Global Positioning System
GBA	:	Gross Domestic Product
HCB	:	Hexachlorobenzene
HCH	:	Hexachlorocyclohexane
HSP	:	Health and Safety Program
IBCs	:	Intermediate Bulk Containers
IEE	:	Initial Environmental Examination

IEMA	:	Institute of Environmental Management and Assessment (United Kingdom)
IHPA	:	HCH & Pesticides Association
IMDG	:	International Maritime Declaration of Dangerous Goods
“	:	Inches
IPP	:	Investment Planning Programme
IRI	:	Industrial Research Institute
IS	:	In-service
ISO	:	International Organization for Standardization
Km	:	Kilometers
LE	:	Lebanese Electrical Services
LI	:	Landscape Institute
LRA	:	Litani River Authority
ME	:	Monitoring and Evaluation
MoA	:	Ministry of Agriculture
MoE	:	Ministry of Environment
MOEW	:	Ministry of Energy and Water
MOI	:	Ministry of Information
MoIM	:	Ministry of Interior and Municipalities
MoPH	:	Ministry of Public Health
MoPWT	:	Ministry of Public Works and Transport
Mm <sup>3</sup>	:	Million cubic meter
MSP	:	Medium Size Project
MSW	:	Municipal solid wastes
m	:	Meter
m <sup>2</sup>	:	Square meter
m <sup>3</sup>	:	Cubic meter
mg/Kg	:	Milligram per Kilogram
Mpa	:	Mega-Pascal
METAP	:	Mediterranean European Technical Assistance Programme
MSC	:	Management Support Consultant
NAAQS	:	National Ambient Air Quality Standards
NERP	:	National Emergency Reconstruction Plan
NIMBY	:	Not in my back yard
NIP	:	National Implementation Plan (here for the Stockholm Convention)
OOS	:	Out-of-service
OMSAR	:	Office of the Minister of State For Administrative Reforms
OP	:	Operational Policy
PH	:	Acidic and Basic Scale
PCB	:	Polychlorinated biphenyl
PCDDs/PCDFs	:	Polychlorinated dibenzo dioxins and polychlorinated dibenzo furans
PCT	:	Polychlorinated terphenyls
PIF	:	Project Identification Form
PMU	:	Project Management Unit
POPs	:	Persistent Organic Pollutants
PPE	:	Personal protective equipment
ppm	:	Parts per million
RID	:	Regulations Concerning the International Carriage of Dangerous Goods by Rail
RRR	:	Reduce, Reuse and Recycle

---

QA/QC	:	Quality assurance and quality control
SEEL	:	Strengthening the Enforcement of Environmental Legislation
SOER	:	State Of Environmental Report
S.C.R.	:	Solid Core Recovery
SOPS	:	Standard Operating Protocols
UK	:	United Kingdom
UN	:	United Nations
UNDP	:	United Nations Development Programme
UNEP	:	United Nation Environmental Programme
UNIDO	:	United Nations Industrial Development Organization
US EPA	:	United States Environmental Protection Agency
VIA	:	Visual Impact Assessment
WB	:	World Bank
WEEE	:	Waste of Electrical and Electronic equipment
WHO	:	World health organization
3D	:	three dimensional

# 1. INTRODUCTION

## 1.1. ESIA and Project Objectives

The key objective of this Environmental and Social Impact Assessment (ESIA) Study is to describe the current environmental and social aspects & characteristics of the Project and to address the potential environmental impacts that could arise from the management of PCB project. This study has been prepared to appraise the potential negative impacts that might arise during the period of implementing the project. Mitigation measures, monitoring plans and contingency strategy are accordingly provided to reduce and alleviate any identified negative impact.

For this purpose, the following activities were undertaken:

- Identification of all project components/activities;
- Assessment of potential long and short term environmental impacts;
- Classification of possible mitigation measures and monitoring plans; and
- Development of Environmental and Social Management Plan (ESMP).

The proposed Project may have negative as well as positive environmental and social impacts. The ESIA aims at improving the project operation by improving the occupation conditions and, thus producing a more safeguarded and friendly environment. The concerned project will serve objective of strengthening technical and managerial capacities in Lebanon for minimizing human and environmental exposure to PCBs. It consists of four major components distributed as such:

1. Component 1 – “Institutional and regulatory strengthening”.
2. Component 2 – “Management of PCB oils and contaminated equipment”.
3. Component 3 – “Remediation of PCB contaminated sites”
4. Component 4 – “project management”

Other main but general objectives of the proposed project in line with the environmental consideration are as such:

- Safeguard the environment concept application on and around the site for a better decontamination and remediation practices.
- Create a pattern of the good environmental practices in order to reproduce by similar development projects at various locations.

Moreover, as stated in the project TOR (Appendix 4), the Project Development Objective (PDO) would be: to strengthen Lebanon's technical and managerial capacity for minimizing human and environmental exposure to PCBs. This would be achieved through:

- Maintaining an inventory and database of all PCBs in Lebanon;
- Strengthening the legal and regulatory framework for PCB management;
- Managing and disposing of all stocks of PCBs which pose a high risk in an

- environmentally sound manner;
- Demonstrating techniques for managing and disposal of other stocks of PCBs in an environmentally sound manner;
- Remediating selected high-risk sites contaminated with PCBs;

Working on all of the above with the guidance of MOE and EDL

## **1.2. General Background**

Polychlorinated biphenyls known as PCBs are mostly used as coolants and insulating fluids for transformers and capacitors. However, PCBs are chemical substances that persist in the environment, bio-accumulate through the food web and pose a risk of causing adverse effects to the human health and environment. Due to their environmental toxicity and their classification as a persistent organic pollutant (POP), the PCBs production and uses were restricted and eliminated in many countries by the Stockholm Convention on Persistent Organic Pollutants PCBs in 2001.

In Lebanon, PCBs are mainly found in the electric power sector. Prior to the mid-1990, they were widely used in power transformers, capacitors at various levels as the power plants, substations and the distribution network. Most of this equipment is owned by Electricité du Liban (EDL), the state-owned power utility, but some is owned by some smaller distribution facilities and by major power consumers, such as industries and hospital.

### **1.2.1 PCB Sources**

In the current situation, PCB-containing equipment dispersed all over Lebanon and not properly handled was identified as the main PCB issues and represent a source of diffuse PCB contamination. As a result, high-risk PCB contaminated sites were being surveyed in several stations.

#### **PCB-containing equipment and contaminated oil**

Based on the update inventory undertaken in the Lebanese power sector, the different PCB-containing equipment provided below is grouped according to their risk intensity.

#### **1- High content PCB equipment**

This category consists of transformers and capacitors which are intentionally filled with PCB liquid by the manufacturers. The transformers known as Askarel transformers contains about 60% pure PCB which corresponds to 600,000 mg/kg PCB. “Askarel” is in fact one of the brand names but the term is also used as a generic term for PCB-containing inflammable insulating liquid in transformers. On the other hands, PCB-containing capacitors are filled with 30% of pure PCB which corresponds to 300,000 mg/kg PCB.

According to the update inventory (COWI-ECODIT, 2011), 29 Askarel transformers were identified in Bauchrieh, Jiyeh and Zouk power plants with the actual weight of Askarel is 67 tons and the total transformer weight is 168 tons. In Jiyeh all but one Askarel transformer are still in operation whereas in Zouk all the Askarel transformers are out-of-service and mainly stored outdoors. Table 1-1 provides respectively the identified quantities of in-service and out-of-service Askarel transformers.

	In-service	Out-of-service
Number of Askarel transformers	17	12
Total Askarel weight, tons	58	7
Total content of pure PCB, tons	35	4
Total weight of Askarel transformers, tons	147	21

Table 1-1: Askarel transformers identified in Jiyeh and Zouk power plants.

On the other hand, 510 PCB-containing capacitors were identified in 9 of the substations where 8 substations had PCB-containing capacitors out-of-service (Table 1-2). From these substations, some of the capacitors were still mantled on the capacitor bank in other they were dismantled. In the private sector, about 5 tons of PCB capacitors were identified. The table below presents the repartition of PCB-containing capacitors of the 9 EDL substations.

Substation	In service			Out-of-service		
	Number of Capacitors	Weight of Capacitors, tons	Weight of PCB, tons	Number of Capacitors	Weight of Capacitors, tons**	Weight of PCB, tons
Adma				35	2.1	0.7
Basta				66	2.8	0.9
Baouchriyeh				138	8.3	2.8
Deir Nbough *				11	0.5	0.2
Gaz				171	5.4	1.8
Hazmieh				11	0.5	0.2
Jdeideh	6	0.3	0.1			
Jamhour				60	3.0	0.9
Zouk				12	0.5	0.2
Total				504	22.6	7.5
* Deir Nbough is a storage and dump place for old and new capacitors of the North region.						
** It is assumed that the PCB account for 1/3 of the total weight.						

Table 1-2: PCB-containing capacitors in the EDL substations.

In total, 191 tons of high-content PCB equipment has been identified (Table 1-3) in the public sector which represents approximately 95% of the PCB in equipment in the public energy sector. Of these 147 tons are today in-service in the Jiyeh Power plant.

	In-service	Out-of-service
Number of Askarel transformers	17	12
Total Askarel weight, tons	58	7



Total number of PCB capacitors,	<b>6</b>	<b>504</b>
Total weight of PCB capacitors, tons	<b>0.3</b>	<b>23</b>
Total weight Askarel transformers + capacitors	<b>147</b>	<b>44</b>

Table 1-3: Quantity of identified high-content PCB equipment in the public sector.

## 2- PCB-contaminated oil-filled transformers

This group of transformers is contaminated with PCBs when they are filled with conventional transformer oil by different mechanisms of cross-contamination. They have a PCB concentration in the range of 50 – 2,000 mg/kg.

Based on the update inventory (COWI-ECODIT, 2011), the total quantity of contaminated oil in the electricity network and storage sites is estimated at 1,000-1,600 tons as indicated in Table 1-4. Of this, the major part is in in-service distribution network transformers. The total number of contaminated transformers is estimated at approximately 2,800 of which some 2,500 are in-service distribution transformers. The total quantity of contaminated oil in out-of-service transformers stored in Baouchriyeh storage site, substations and power plants is estimated at 120-250 tons. Of these 80-120 tons are stored in Baouchriyeh and 40-130 tons are in out-of-service transformers in the substation.

It should be noted that most of the transformers in Baouchriyeh are not permanently taken out of service (decommissioned), the major part of the transformers are expected to be brought into service again.

	<b>Weight of Contaminated Oil, Tons</b>	<b>% of Total Weight</b>	<b>Number of Contaminated Transformers (Best Estimate)</b>	<b>Number of Transformers (Best Estimate)</b>
Distribution network	<b>650-1050</b>	<b>67</b>	<b>2.500</b>	<b>18.849</b>
Substations and thermal power plants	<b>150-300</b>	<b>18</b>	<b>35</b>	<b>224</b>
Hydropower plants	<b>70-100</b>	<b>7</b>	<b>25</b>	<b>76</b>
Baouchriyeh	<b>80-130</b>	<b>8</b>	<b>280</b>	<b>1.900</b>
Barrels in Baouchriyeh	<b>5-9</b>	<b>1</b>		
<b>Total</b>	<b>1,000-1,600</b>		<b>2.800</b>	<b>21.000</b>

Table 1-4: Estimated numbers of contaminated transformers and quantities of contaminated liquids.

## 3- Contaminated sites

PCB contaminated site is caused from leakage and spillage of PCB-containing equipment not properly handled. As result of the inventory update, it is considered that two sites are significantly more PCB contaminated than the other identified sites in Lebanon: Baouchriyeh

storage site and Zouk power plant. Whereas the contamination at Zouk is relatively well defined and covers a small area, the contamination at Baouchriyeh is widespread and includes the well on the site.

### **Baouchriyeh storage site and the well**

The Baouchriyeh storage site and repair shop is located next to the Baouchriyeh substation in a populated residential area in northern Beirut. The site covers an area of about 4,600 m<sup>2</sup> and most of it is paved with concrete or asphalt.

From this area, approximately 4,000 m<sup>2</sup> is used for outdoors storage of transformers which consists of separate widespread zones for new transformers, transformers waiting for check in the repair shop and discarded transformers waiting for being sold as scrap. A small part of the site is used for storage of other equipment and drums with waste transformer oil. As indicated in the update inventory, leakage from stored transformers is shown all over the area and the whole floor of the site is oil contaminated. In addition, oil/concrete samples taken from 11 different spots on the site indicate a PCB level ranged from 16 to 376 mg/kg with an average of 105 mg/kg. Thus, these data show that PCB contamination is widespread at the site, and the entire storage site and workshop may be PCB-contaminated (COWI-ECODIT, 2011).

Also, the site includes two old wells which have been used for disposal of waste. The first is considered as a deep hole filled up with solid waste (mainly packaging) which are not PCB contaminated, whereas the second has been used for disposal of discarded transformer oils, some solid waste and most likely also Askarel liquid. From the investigation undertaken in 2010, the second well contained about 55 tons of oil on top of a layer of water and a volume of sludge/ sediment estimated to 150 m<sup>3</sup>. Based on the measured concentration of PCB in the oil and sludge phase, the well may contain 0.5 tons pure PCB (COWI-ECODIT, 2011).

### **Zouk Power Plant**

Zouk power plant, with phased out transformers stored outdoors is considered the most PCB contaminated site besides Baouchriyeh storage site. The site is located in Zouk Mickael town very close to the coast. The distance between the power plant and the nearest residential area is less than 200 m. It should also be noted that the distance to the parking lot of the beach club is less than this and there is no fence.

At the site, 8 out-of-service Askarel transformers are stored outdoors and 2 indoors. The specified total Askarel content of the transformers is 6.9 tons. Some of the transformers have smaller leakages, but one is already half empty and the Askarel is on the concrete floor. It is estimated that in total some 0.05 to 0.2 tons of Askarel (with 60% pure PCB) has leaked to the ground. Based on soil analyses, Heavy PCB contamination of the soil are mostly found beneath leaking transformers which indicate a restricted soil contamination in this site (COWI-ECODIT, 2011).

### **Jiyeh Power Plant**

In Jiyeh power plant, the 17 Askarel transformers with a total of 57 tons Askarel (55 tons in-service) are all situated indoor and in relatively good shape. The contamination in Jiyeh is relatively small and confined due to the limited leakage from occasional transformer damage.

## **Other contaminated sites**

In a number of substations, PCB-filled capacitors with broken bushings may have led to soil contamination. The amount of PCBs is typically a few liters in each station and the contaminated area a few m<sup>2</sup>. Some PCB-containing capacitors may be leaking at the moment and should be managed as soon as possible.

### **1.2.2 Overall Risks of PCB**

The main release route of PCB into the environment from power equipment in use or stored is by leaking PCB-containing liquids. The overall risk mainly correlates with the amount of PCBs in the equipment and the condition and management of the equipment. Even if the condition of the equipment is good, the risk of accidents has to be considered - particularly in Lebanon where the risk of aerial attacks is omnipresent.

For contaminated sites, it is similarly considered that the risk of further dispersal of the PCBs to the environment correlates as well with the total quantities of PCBs on the contaminated sites.

Besides the environmental risks of the PCBs, formation of dioxins and furan by burning of the PCB may lead to releases of these substances to the environment. The main route would be directly to the atmosphere and the releases may lead to local contamination and add to the global pool of these persistent substances.

The Table 1-5 below indicates the sources of releases of the level of risks associated with the different categories of PCB-contaminated equipment, waste and contaminated sites.

<b>Categories of PCB-contaminated equipment/waste/sites</b>	<b>Level of risk of source releases</b>
<b>PCB-contaminated equipment and contaminated oil</b>	
<b>High-content PCB out-of-service equipment</b> (Askarel transformers and PCB capacitors) PCB capacitors in 9 substations Askarel transformers in 2 sites Total quantity identified : 49 tons Total content in terms of pure PCB ~ 12 tons	<b>High risk</b> associated with: -Releases from leaking PCB equipment -Releases of PCB and formation of dioxin and furan in case of accidents -Occupational exposure from management and disposal -Releases from untreated waste transformers disposed of as scrap
<b>High-content PCB in-service equipment</b> (Askarel transformers in Jiyeh power plant) Total quantity identified :147 tons Total content in terms of pure PCB ~ 35 tons	<b>High risk</b> associated with: -Releases from leaking PCB equipment -Releases of PCB and formation of dioxin and furan in case of accidents -Occupational exposure during equipment repair  <b>Medium risk</b> associated with occupational exposure by management of PCB in-service equipment
<b>PCB-contaminated transformers in-service in EDL</b> Estimated 2,800 contaminated transformers in EDL network with a total oil content of 1,000-1,600 tons The total number of potentially contaminated transformers is 22,100 of which about 19,000 are in the distribution network Total content in terms of pure PCB ~ 0.4-0.7 tons	<b>High risk associated</b> with occupational exposure by repair of equipment  <b>Medium risk</b> associated with: -releases from leaking PCB equipment -releases and formation of dioxin and furan in case of accidents  <b>Low risk</b> associated with occupational exposure by management of in service equipment

<b>PCB-contaminated transformers out-of-service in EDL</b> Currently about 280 stored, contaminated transformers 395 tons of contaminated oil disposed off PCB content in terms of pure PCB: ~0.03-0.05 tons	<b>Medium risk</b> associated with: -Releases from leaking PCB equipment -Releases of PCB and formation of dioxin and furan in case of accidents and by burning of waste oil -Releases from untreated waste transformers disposed of as scrap -Occupational exposure by management and disposal of equipment
<b>PCB-containing transformers and capacitors in other sectors</b> Roughly estimated total: 10-30 tons of PCB capacitors 5-20 tons of Askarel transformers 100-200 tons of contaminated transformers	<b>Risk similar to risk indicated above</b> for high-content PCB equipment and PCB-contaminated equipment, respectively
<b>PCB-contaminated sites</b>	
<b>Baouchriyeh transformer storage site and repair shop</b> (excluding the well) Widespread and extensive PCB contamination – potentially the whole site of a total area of 4,600 m <sup>2</sup> Total content in terms of pure PCB may be higher than 0.2 tons	<b>Medium risk</b> for groundwater contamination  <b>Medium risk</b> associated with: -Releases of PCB to the atmosphere -Release with urban runoff  <b>Low risk</b> associated with occupational exposure to PCB on the ground
<b>The well in Baouchriyeh storage site</b> 55 tons contaminated oil and an unknown quantity of sludge Total content in terms of pure PCB may be up to 0.5 tons	<b>High risk</b> associated with: -Releases to the groundwater -Contamination of nearby water wells
<b>Zouk power plant</b> Extensive contamination below Askarel transformers Total content in terms of pure PCB ~ 0.03-0.16 tons	<b>Medium risk</b> for groundwater contamination  <b>Medium risk</b> associated with releases of PCB to the atmosphere and runoff  <b>Low risk</b> associated with occupational exposure to PCB on the ground Low risk associated with exposure of general population to PCB on the ground (public access)
<b>Other contaminated sites</b> Some contamination below leaking capacitors in substations Total content in terms of pure PCB <0.1 tons	<b>Low risk</b> for groundwater contamination <b>Low risk</b> associated with releases of PCB to the atmosphere and run-off <b>Low risk</b> associated with occupational exposure to PCB on the ground

Table 1-5: Level of risk from PCB-contaminated equipment, waste and sites

### 1.3. Definition of the Project and the Owner

This project is on persistent organic pollutants in the energy sector. The bio-accumulation condition of the POPs/PCBs may be a sources of risk on the human health and the environment. The conducted inventory of PCB oils and PCB-contaminated equipment identified all possible aspects of pollution, the current handling procedures and the degree of compliance with the environmental regulations. The project will arrangement for developing a management plan for treating and remediation of contamination. Such plan is to arrange, create, monitor and train concerned parties on the most secure techniques during handling, packing, storing, transporting, treating and/or disposing. The project is a mutual plan activity of GEF / World Bank / MoE on persistent organic pollution in the energy sector.

Several benefits of the proposed management are as follows:

1. Ensure compliance with applicable environmental laws and regulations at reasonable cost
2. Minimize environmental damage from operations.
3. Minimize short- and long-term liabilities and risks associated with operations.
4. Minimize employee exposure to potentially hazardous materials.

Environmental and social management plans should be developed with the guidance of people who are knowledgeable in the technical, regulatory, and operational aspects. To be successful, these plans need the visible support of top management and require the active participation of field personnel, both in developing and implementing them. Because operations, regulations, and technology are constantly changing, participation activities should be conducted periodically to allow for management plan updating as needed.

#### **1.4. The Project Type, Size and Location**

The project is aims to strengthen Lebanon's technical and managerial capacity for minimizing human and environmental exposure to PCBs and this can be achieved by applying the following steps:

1. Updating and improving a national scale inventory of all the stocks of PCBs, which may be considered a major source of pollution on environment.
2. Technical support for improving of the legal framework and strengthening regulatory and supervisory capacities for PCB management.
3. Managing and disposing of all stocks of PCBs, which pose a threat of polluting the environment.
4. Analyzing project phases for assessing and determining the appropriate techniques for managing and disposing other PCBs stocks in an environmentally sound manner.
5. Remediation of possible contaminated sites and groundwater.
6. All the above-mentioned project steps will be conducted in collaboration and guidance of the concerned MoE and EDL staff.

The project will be implemented by establishing a Project Management Unit PMU and Project Coordination Unit PCU in collaboration with EDL and MoE to achieve the project objectives. This unit is going to be positioned at the MoE headquarter with site offices that will be located at required spots during remediation and/or decontamination and/or deportation activities.

Also the project will get involved in investigating the all possible equipments that may contain PCBs, which are mainly located to transformers and condensers that are in use at the Electricite du Liban (EDL) power plants, transmission and distribution network (PCB inventory by COWI/ECODIT/Muller Consortium). The inventory indicated that there are several high-content PCB out-of –service transformers in three major sites and capacitors in nine substations with high risk on environment and health and safety. On the other hand, high-content PCB in-service transformers where also found at one site (Jieh power plant) with high risk on environment and medium risk associated on occupational exposure.

Moreover, the inventory estimated other in-service and out-of-service transformers that could be PCB-contaminated in EDL network. Out-of-service transformers could be drained/retro-

filled or decommissioned.

The three major possibly contaminated sites are described as follows:

1. Baouchriyeh Electricity Company: Baouchriyeh Cadastral Area, Maten Caza, Mount Lebanon Mohafazah.
2. Zouk Power Station: Zouk Mkayel Cadastral Area, Kesrouane Caza, Mount Lebanon Mohafazah
3. Jiyeh Power Station: Jiyeh Cadastral Area, Chouf Caza, Mount Lebanon Mohafazah

The three locations are found in the outskirts of Greater Beirut in Industrial or commercial zone (according land cover / land use map). As well, the decreeted scheme classification of the three location by the Directorate General of Urban Planning (DGUP) are also similar for all the selected sites, however; each location was classified by specific decree that is related to the entire area planning scheme as such:

Location	Classification	Decree No.	Issue date
Baouchriyeh Electricity Company	Industrial (B2)	1853	23/03/1979
	Commercial – Habitat (B2.1)	1853	23/03/1979
Zouk Power Station	Industrial (F3)	13319	13/10/1998
Jiyeh Power Station	Industrial (F)	5450	17/04/1973

Table 1-6: Land classification of sites.

The geographical coordinates of the sites locations are listed in Table 1-7, and the surface area of the selected sites are listed in Table 1-8. The location of sites are shown in Map 1 and several photographs, figures and maps in the coming sections.

Site	Geographical Coordinates	
	Upper	Lower
Baouchriyeh	X – 332 480	X – 332 516
	Y – 28 832	Y – 29 069
Zouk	X – 327 439	X – 327 847
	Y – 19 612	Y – 20 027
Jiyeh	X – 347 555	X – 347 830
	Y – 54 776	Y – 55 361

Table 1-7: Locations in stereographic geographical coordinates.

Site	≈ Area (m <sup>2</sup> )
Baouchriyeh	13,200
Zouk (including sea reclamation)	160,000
Jeih (including sea reclamation)	135,000

Table 1-8: Surface area of the selected sites.

## 1.5. The Study and the ESIA Report

*“The proposed project is classified as Category “A” under the World Bank’s Operational Policy (OP) 4.01 dated January 1999 (<http://go.worldbank.org/RUEQVWD550>). The project therefore requires a full Environmental and Social Impact Assessment (ESIA) and an Environmental and Social Management Plan (ESMP), including full stakeholder disclosure and consultation and to be completed prior to departure of the Bank’s appraisal mission. The ESIA and ESMP should also be suitable for meeting Lebanon’s requirements under the EIA Application Decree. The MOE is therefore engaging independent consultant to assist it to prepare an ESIA, together with an ESMP, in accordance with Bank requirements.*

*The objective of the assignment is to draft an ESIA and ESMP for the proposed GEF PCB Management Project that is in full conformity with OP 4.0 1. Particular attention will need to be given to timely disclosure of relevant documents to stakeholders (in a form that they can understand), to consultation with such stakeholders on the scope of the impact assessment and on the content of the draft final ESIA and ESMP, and to ensuring timely delivery of the outputs of the assessment.” Project TOR*

This study was prepared in close collaboration with the Ministry of Environment, World Bank and EDL. The report was prepared through continuous and harmonious coordination with the technical staff. The purpose of this ESIA study is to ensure that the potential impacts from the operation of the project are identified. As a result, their significance was assessed, and appropriate mitigation measures are proposed to minimize or eliminate such impacts.

The remainder of this ESIA report is structured in several main sections as follows:

1. Identification and description of the site location and project components;
2. Compilation of all legislative and institutional framework;
3. Public and stockholder participation and consultation (determining the World Bank Operational Policy OP 4.12 applicability);
4. Description and classification of the environment and baseline information (physical and cultural resources World Bank Operational Policy OP 4.11);
5. Categorization and analyzing of Impact in terms of Receptor, Directness, Immediacy, and Permanence;
6. Proposal of the Environmental and social management plan (ESMP) that includes the mitigation measures and monitoring plan; and
7. Propagation of the suitable Contingency plan.

## **2. ADMINISTRATIVE AND LEGAL FRAMEWORK**

This chapter detailing applicable legal provisions aims to provide a review of relevant national legal instruments as well as legislation and regulations, and policy documents, which are applicable to (or have implications for) the management of POPs/PCB in the Republic of Lebanon. The main purpose of the legal chapter is to provide a comprehensive but succinct review of all planning, development, environmental, building and monitoring legislation that is of particular relevance with regard to the Project. A brief description of some of Lebanon's international agreements is also discussed.

### **2.1. Administrative and Institutional Framework**

Based on the findings, stakeholders that could have a major role from the PCBs manufacturing process until their final disposal including their import and export operations were identified. They are as follows:

#### **2.1.1. The Council of Ministers**

Lebanon's executive body is represented by the Council of Ministers (COM) and is headed by the Presidency of the Council of Ministers. The COM enacts regulations in the form of decisions and Decrees.

#### **2.1.2. The Ministry of Environment**

The MoE, established in 1981 and reinstated in 1993, is responsible for planning and monitoring of environmental issues. The Ministry of Environment is in charge of protecting the environment in general, setting regulations and standards, and advising on the wise use of implementing projects and programmes in a sustainable manner. It also plays a role in establishing a system of environmental management and introduces environmental planning into all aspects of national and sectorial decision-making. The general and specific duties assigned to the MoE as stipulated in Article 2 of law No. 216 include the following:

- A. Preparation of a general policy, projects and plans for long and medium term in all matters pertaining to environment and natural resource use and to propose operational steps to be implemented and monitor implementation.
- B. Develop a detailed study of the plans necessary for the preservation of the ocean and pollution control, whatever its source, especially waste and wastewater and air pollutants and leaks into groundwater and drinking water and irrigation, and after conducting a comprehensive survey of existing facilities on the beach all or at home, which constitute waste a potential danger on the environment.
- C. Preparation of legislation and propose standards and specifications and determine the criteria necessary to ensure the quality of the environment of life and how to address the environmental hazards caused by industry, agriculture and urban spread in various forms.
- D. Identification of environmental conditions for licensing the establishment of factories and laboratories and industrial areas, farms, livestock and poultry farms, and quarries



- and stone and sand quarries and mines and factories, asphalt, and burials.
- E. Determination of conditions for use of sea beaches and river to ensure the protection of the environment.
  - F. To identify the point of communal land use of different types, if such use would cause any damage or pollution to the environment.
  - G. Dissemination and consolidation of the concept and goals of environmental education in cooperation with the competent authorities in both the public and private sectors.
  - H. Organization of conferences and exhibitions related to the environment, whether in Lebanon or abroad and to participate with those abroad and to inform the summary of recommendations to the ministries concerned.
  - I. Establishing and monitoring environmental standards and developing a strategy for solid waste and wastewater disposal treatment, through participation in appropriate committees, conducting studies prepared for this purpose, and commissioning appropriate infrastructure works.
  - J. Participation in the preparation of international conventions on the environment.
  - K. Encourage individual and collective initiatives that will improve environmental conditions.
  - L. Classification of the landscape and the location of the establishment of nature reserves of all kinds and to propose draft laws and regulations for its protection and management.
  - M. Participate in the development of preventive plans for disaster response and damage, all forms of pollution, which may be caused by nature (floods - floods) or by wars or otherwise.
  - N. Contribute to the development plan of safety and health, environment and other sustainable development matters in conjunction with relevant departments and official bodies and associations in popularity.
  - O. Checking and periodic laboratory tests to determine the rates of air pollution, soil and drinking water and irrigation, sea water, rivers, lakes, and propose and follow up the implementation of the measures taken by the concerned authorities.
  - P. Participate in the membership of the Board of Directors of the Standards and Specifications.

The mandate of the MOE was amended by Law 690/2005 and the restructuring of the ministry was enacted four years later by Decree 2275 (dated 15/06/2009). This Decree defines the function and responsibilities of each unit including staff size and qualifications. According to Decree 2275, the Service of Environmental Technology and specifically the Department of Chemical Safety deals with regulations related to the management of chemical products and hazardous waste

MOE's staff size has been increasing slowly, from just three staff in 1993 to 33 in 2001 and 60 in 2010. This is still far below the prescribed staff size stipulated in Decree 2275/2009 (182 full-time employees). The ministry prepared a work plan for the period 2010-2012 in line with the government declaration and with a focus on multilateral environmental agreements ratified by the GOL, it comprises 10 themes and calls for enhanced coordination with relevant ministries, and public and private sector groups:

- 1) Strengthening environmental inspection and enforcement
- 2) Adapting to the impacts of climate change on natural resources
- 3) Managing air pollution management
- 4) Sustainable management of land and soil

- 5) Preserving and promoting Lebanon's ecosystem capital
- 6) Promotion of hazardous and non-hazardous waste management
- 7) Promoting environmentally friendly products
- 8) Promoting eco-job opportunities
- 9) Striving to improve the work environment in order to protect environmental health
- 10) Strengthening the role of the Ministry of Environment

In theory, PCB management should fall under Theme 6 on the promotion of hazardous and nonhazardous waste management.

### **2.1.3. Ministry of Energy and Water / Electricite du Liban (EDL)**

The MOEW was established by Law 66/20 (dated 29/03/1966) amended by Law 247 (dated 07/08/2000). The ministry prepares plans and strategies related to energy and water in Law 462 (dated 02/09/2002) reorganizes the electricity sector and specifies the tasks Ministry and establishes the Energy Regulatory Agency (See Table 12.1, Law 462/2002).

Electricite du Liban (EDL) was established by the draft Law enforced by Decree No.16878 (dated 17/07/1964). It is a public establishment (with an industrial and commercial character) with the administrative and financial autonomy. The restructuring of the EDL was enacted by Decree 13537 (dated 19/11/1998). This Decree defines the functions and responsibilities of each unit in EDL. For example, the Department of workshops, equipment, spare parts and transformers in EDL deals with the management and reparation of transformers within EDL or outside, monitors the movement and storage of transformers and registers all the information including receiving and delivery of transformers, and their re-direction. The department is also in charge of checking transformer oils continuously, refine them when necessary and maintain refining equipment.

The deliberative body in each of the public establishments including EDL is entrusted to a board of directors. The tasks of these boards are very large as long as the legal texts do not list any limitation. Among these awards are, of course, the powers in financial matters. But that article states that the board exercises its powers in "the Laws and regulations."

Equipment in the public establishment are owned by the establishment itself. Boards of directors must take financial and administrative measures to implement the Laws related to treatment of wastes and contaminated equipment.

In performing their duties these public institutions are subject to the supervision of the Minister of Energy and Water. The minister exercises a power of "guidance and proposals for policy issues" and an approval authority (including financial). Decisions of the board come into force if approved by the Minister or after certain period if the Minister has not ruled on these decisions.

The Director General of EDL released an administrative circular (No. 163 dated 19/11/2010) appointing five members/engineers to form a PCB Committee at EDL. The committee includes representatives from the departments of production, transmission and distribution and it is headed by Mr. Sassine Najjar. The committee was broadly tasked "to coordinate with the MOE on the PCB issue." The timeframe for this cooperation and for the mandate of the PCB committee were not indicated.

#### 2.1.4. Ministry of Industry / Industrial Research Institute

Established in 1955, the Industrial Research Institute (IRI) is a Lebanese not-for-profit institution dedicated to industrial research and scientific testing and analysis. Although the institution was in 1955 declared of public utility (Decree 10059 dated 17/8/1955) and in 1997 linked to the Ministry of Industry (Law 642 dated 2/6/1997), it continues to enjoy administrative and financial autonomy and, unlike ministries, can expand and restructure itself as needed as well as hire and fire at will. IRI's sophisticated and well trained laboratory has to date earned accreditation for more than 300 testing methods used in a dozen lab units. In terms of staffing, IRI has about 127 people of which about 50 percent work in the lab.

#### 2.1.5. Ministry of Labor

The structuring of the Ministry of Labor was enacted by Decree 8352 (dated 30/12/1961). The Labor Law concerns employees' rights at work and through the contract for work and working hours but does not set specific conditions related to health and safety of workers using chemicals and special products. However, Decree 11802 sets health and safety conditions while using chemical products at work.

#### 2.1.6. Ministry of Finance, Customs (Import/Export)

The Lebanese Customs is a Public Administration that falls under the authority of the Ministry of Finance and is responsible for ensuring that all goods and persons entering and exiting Lebanon are in accordance with relevant Laws and regulations (Decree 4461). They maintain an online database of all goods entering the country, based on the ISIC system.

#### 2.1.7. Ministry of Information

The structuring of the Ministry of Information was enacted by Decree 7276 (dated 07/08/1961). The main role of MOI is to inform, educate and entertain the general public, disseminates accurate information and public awareness campaigns.

The table below offers an overview of the institutions and bodies with potential competences in PCB management.

Institution	Competencies (actual and potential)
COM	Enacts regulations in the form of Decisions and Decrees <b>related to PCB use, storage and final disposal</b>
MoE	<ul style="list-style-type: none"> <li>Focal point for Stockholm and Basel Convention.</li> <li>Control compliance with legislation on environment in the process of manufacturing, storage, transport, use and disposal of dangerous substances and their wastes <b>including PCBs</b></li> <li>Monitors pollution (Service of Environmental Technology &amp; Service of Regional Departments and Environmental Police) including <b>leakages from PCB contaminated equipments, PCB contaminated areas, etc.</b></li> <li>Coordination of different policies</li> </ul>
MOEW/EDL	<ul style="list-style-type: none"> <li>MOEW prepares plans and strategies related to Energy and Water in the country</li> <li>Energy Regulatory Agency under MOEW specifies standards and technical requirements applicable to electrical equipment (<b>including PCB free equipments</b>)</li> <li>Ensures that electrical equipments are <b>PCB free</b> and do not cause any damage to</li> </ul>

	public health, public safety and the environment <ul style="list-style-type: none"> <li>• At EDL, the Department of workshops, equipments, spare parts and transformers deals with the management and reparation of transformers, monitors their movements and storage and registers all related information including receiving and delivery of transformers, and their re-direction. <b>(Separation of PCB contaminated transformers from non-PCB transformers and final safe storage a/o disposal of PCB contaminated transformers)</b></li> <li>• Department of workshops, equipments, spare parts and transformers at EDL is also in charge for testing transformer oils continuously <b>(PCB testing in oil in the future)</b>, refining them when necessary and maintaining refining equipments</li> </ul>
MOI/IRI	IRI earned accreditation for more than 300 testing methods used in a dozen lab units <b>(PCB testing method is to be accredited)</b>
MOL	Defines specific conditions related to occupational health and safety of workers including workers handling chemicals, special products and <b>PCB equipment.</b>
MOF/Customs	<b>Prohibit the import and export of PCB contaminated oil and PCB contaminated equipments (transformers and capacitors)</b>
MOI	<b>Disseminate PCB possible damages to human health and the environment</b>

Table 2.1 Institutions and bodies with potential competences in PCB management.

## 2.2. Legal framework

This section outlines the legislations that pertain either directly or indirectly to the use and management of POPs/PCB, and serves to guide environmental planning and improvement for the Project.

Although Lebanon has many environmental laws and regulations dating back to 1930; however, to date, there is no legislative framework that deals directly with the management of POPs/PCB.

Generally the regulations in Lebanon lack clarity and precision, coordination between authorities is minimal, and enforcement is practically non-existent due mostly to staffing constraints, lack of proper training, low level of fines, and political interferences. On the legislative aspect, in addition to outdated of most of the legal texts, highlights the flaw in the legislative framework by the lack of implementation procedures and legislative decrees. This has led to weak ability to apply the laws, while the ministerial decrees remained in limited application due to the decline in participation of other relevant ministries in the provisions.

At the applied level, the larger gap remains the absence of implementing decrees for most of the principles set forth in the laws of Lebanon, especially in relation to the protection of environment from toxics and chemicals.

The main legislative act for POPs management is Law 432 of 29/07/2002 by which the GoL ratified the Stockholm Convention. However, this law does not identify roles and responsibilities for PCB management in Lebanon nor does it provide implementation mechanisms or implementing measures.

The Stockholm Convention was amended with a number of substances to Annex A, B or C entering into force August 26 2010. At the moment no clear mechanism for the implementation of the amendments to the Convention into the Lebanese law exists, but this clearly has to be addressed by the further work of implementation of the provisions of the

## Convention in the Lebanese law.

Table 2-2 below presents the laws, decrees and decisions relevant to PCB management in Lebanon including a draft decree prepared by the MOE related to the management of hazardous waste including PCBs. This draft decree has yet to be finalized and enacted by the Council of Ministers. For clarity, the summary table is based on the following criteria: Environment Law; Stockholm Convention on Persistent Organic Pollutants; Basel Convention on the Control of Transboundary Movement of Hazardous Wastes; Laws and regulations related to key actors involved to rid Lebanon of PCB oil, PCB wastes and PCB-contaminated equipments; Regulations related to hazardous wastes and PCB wastes and Protection of workers health and safety.

The legal hierarchy influences the way Lebanon can address PCB issues, whether by amending existing Laws and regulations or by drafting new Laws and regulations. It is important to note that Laws can only be amended by Laws; Decrees by Decrees or Laws; and decisions by decisions, Decrees and/or Laws. The main categories of legislation in Lebanon are described in Table 2-3.

Legislation	Date	Official Gazette	Brief description
Decree 2775	1928	-	Dumping of pollutants into public water courses is prohibited.
Decree 7975	5/5/1931	-	Waste should not be dumped around houses, but be buried or removed by the municipality.
Decree 21	22/7/1932	8/8/1932	Classification of establishments that are dangerous or may pose public health problems or cause nuisance. Defines associated penalties and fines (penalties and fines updated later).
Law of 8/7/1939 and its amendments	8/7/1939	-	Protection of landscape and natural sites in Lebanon
Law of 8/7/1939 and its amendments	8/7/1939	-	Law of landscape and natural sites in Lebanon
Law	23/09/1946		Labor Law . Chapter VI of Title I of the Labor Code (Act of September 23, 1946) is entitled "The Protection of employees."
Law of 9/11/1951	9/11/1951	-	Soil conservation and reforestation and protection from pasture
Decree 10059	17/08/1955		Establishment of The Industrial Research Institute Linked to the Ministry of Industry in 1997 (Law 642 dated 2/6/1997), it continues to enjoy administrative and financial autonomy and, unlike ministries. IRI laboratory : accreditation for more than 300 testing methods
Decree 7276	07/08/1961		Organizing the Ministry of Information
Decree 16878 17	17/07/1964		Establishment of Electricite du Liban
Decree 7380	1967	-	Organization of protection, prevention and public safety in the workplaces

Law 64 and its amendments	1988	-	Preservation of the environment against pollution from hazardous waste and hazardous materials
Law 64	12/8/1988	-	Preservation of the environment against pollution from hazardous waste and toxic substances. It is the duty of every person to preserve the safety of the environment from pollution. A list of hazardous waste materials was published. Import or possession of radioactive or poisonous wastes was prohibited.
Law 216	2/4/1993	Issue 14 dated 8/4/1993	Creation of the Ministry of Environment (MoE). MoE responsible for environmental protection and monitoring.
Law 387	4/11/1994	Issue 45 dated 10/11/1994	Ratification of Basel Convention on the control of transboundary Movement of Hazardous Wastes and their disposal.
Law 66/20	29/03/1966		Law 66/20 was amended by Law 247 (dated 07/08/2000) Establishment of Ministry of Energy and Water
Decision 52/1	29/6/1996	Issue 45 dated 12/9/21996	Revised standards for water, air and soil pollution (partly updated in Decision 8/1 dated 30/1/2001).
1/52 and its amendments	1996	-	Specifications and proportions to reduce air and water pollution and soil
Decision 71 / 1	19/5/1997	Issue 28 dated 7/6/1997	Amends Decision 22 /1 of 17/12/1996. Regulates the import of waste and defines associated penalties. <b>Article 4:</b> Prohibits the import of PCB, PCT and PBB wastes
Law 642	02/06/1997		Establishment of the Ministry of Industry (MOI)
Law 667	29/12/1997	Issue 59 dated 30/12/1996	Amends Law 216, the creation of MoE.
Decree 13537 19	19/11/1998		Defining job positions in EDL
Decree 4461	15/12/2000		Lebanese Customs. Defines all types of transported goods
Law 444	29/07/2002	Issue 44 dated 8/9/2002	Environment Protection Law: Fundamental principles and public rules, Organization of environmental protection, Environmental information system and participation in the management and protection of the environment, Environmental Impact Assessment, IEE, Protection of environmental media, Responsibilities and fines, Other regulations (miscellaneous, institutional).
Law 432	29/07/2002	-	Accession to the Stockholm Convention on Persistent Organic Pollutants (POPs): Framework for the Protection of human health and the environment from POPs, including (a) dioxins and furans (by-products of combustion activities) (b) pesticides (agriculture), and (c) PCBs (closed applications, such as transformer oil)
Draft decree	2003	-	Environmental impact assessment (EIA) decree for Lebanon.
Law 462	02/09/2002		Organizing the Electricity Sector
Decree 11802	30/01/2004		Organization of prevention, health and safety conditions in all institutions where Labor Law is implemented

Decree 2275	15/06/2009		MOE organizational Chapter 2: Directorate General of Environment Article 22: Service of Environmental Technology Department of Chemical Safety 1) Set plans and strategies for the management of chemical products and hazardous wastes 2) Classify chemical products and their different uses
Decree 8633	07/08/2012	Issue 35 dated 16/08/2012	Fundamentals of Environmental Impact Assessment.
Decision 230/1	16/11/2012	Issue 50 dated 29/11/2012	Minister of Environment Decision for reviewing procedures of submitted Environmental Impact Assessment and IEE reports.
Draft Decree related to hazardous waste prepared by MOE in 2009			
1. Classification and management of industrial and hazardous waste		<ul style="list-style-type: none"> <li>- Hazardous waste (defined in annex 1, missing from the Decree)</li> <li>- Classification of waste, temporary storage and registration</li> <li>- Classification of industrial waste and hazardous waste</li> <li>- Register and report on industrial and hazardous waste</li> <li>- Planning and regulation on industrial and hazardous waste</li> <li>- Implementation and monitoring</li> </ul>	
2. Licensing and certification for institutions to discharge hazardous waste		<ul style="list-style-type: none"> <li>- The Waste carrier must have a permit from the Ministry of Environment</li> <li>- The responsible of hazardous waste production is not allowed to transfer them unless he's registered in the register of carriers at MOE and obtained a license to transport hazardous waste from MOE</li> <li>- MOE gives permit to establish and operate a hazardous waste treatment plant under specific conditions</li> <li>- Steps to get a permit/ license for the disposal of industrial waste and hazardous waste</li> <li>- Waste reception in the place of discharge is based on the permit / license</li> <li>- Permit / license for storage of industrial and hazardous waste</li> <li>- Plan for monitoring and control</li> <li>- Implementation and monitoring</li> </ul> <p>Annexes: Discharges without recovery; License application for transport companies; General conditions for the management of hazardous waste transport; license application for waste disposal companies; The safe operation of disposal facilities for hazardous waste; Construction and operation of storage facilities for hazardous waste; Disposal of hazardous waste in sanitary landfills (PCB and other compounds excluded)</p>	
3. Environmental permit for the transfer of , a/o storage of, a/o disposal of hazardous waste		<ul style="list-style-type: none"> <li>- Environmental permit for transport</li> <li>- Environmental permit for storage</li> <li>- Environmental permit for disposal</li> </ul>	

Table 2-2: Summary of laws related to environment conservation, land development and biodiversity protection.

<b>Laws</b>	Laws are passed by the Lebanese Parliament. The Council of Ministers or deputies can propose a project of law that should pass through the appropriate parliamentary committee. In the case of environmental legislation, this committee is generally the Agriculture, Tourism, Environment and Municipalities Committee, the Public Works, Transport, Electric and Hydraulic Resources Committee, or the Planning and Development Committee. The committee reviews, assesses, and presents the law, with the amendments it introduces, for final approval by the parliament.
<b>Decree laws</b>	The Parliament has empowered the Council of Ministers to issue decree-laws without the prior approval or supervision of the Parliament. Decree laws have the same legal standing and powers as laws.

<b>Decrees</b>	The Council of Ministers issues decrees that have the power of law provided they do not contravene existing laws. The Council of State should be consulted before the issuing of a decree.
<b>Resolutions</b>	Ministers issue resolutions without the pre-approval of the Council of Ministers. Resolutions have the power of law provided they do not contravene existing laws. The council of state should be consulted before the issuing of a resolution.

Table 2-3: Categories of Legislation in Lebanon

### 2.3. International Conventions

In order to meet the fulfillment of the sustainable development agenda Lebanon has signed several important regional and international agreements.

Lebanon signed the Convention on Biological Diversity (CBD) in 1992 and ratified it in 1994 (Law No. 360/94). Under Article six of this convention, Lebanon was required to develop and implement a national strategy and an action plan for the conservation and sustainable use of biological diversity.

Lebanon ratified the Vienna Convention on March 30, 1993 and the Montreal Protocol on March 31, 1993. In June 1992, Lebanon was among 155 countries that signed the United Nations Framework Convention on Climate Change (Rio de Janeiro, 1992). Following its ratification in 1994 (Law 359/94). The International Convention to Combat Desertification in Countries Experiencing Drought and/or Desertification, Particularly in Africa was signed in 1995 and ratified in 1996. Lebanon is a party to the Barcelona Convention and its five protocols. The Convention includes an action plan and guidelines for the Protection of the Marine Environment and the Sustainable Development of the Coastal Areas of the Mediterranean, to be adopted on the national level. Also, Lebanon is part of Agreement on the Conservation of African-Eurasian Migratory Waterbirds (AEWA) (ratified in 2002, law 412) and Ramsar Convention (The Convention on Wetlands of International Importance, especially as Waterfowl Habitat) ratified in 1999 (law 23).

Moreover, Lebanon is party to the following environmental conventions: UN Convention on the Law of the Sea; MARPOL Convention (Annex I and II); Paris Convention concerning the Protection of the World Cultural and Natural Heritage; Basel Convention and MEDPOL activities in the framework of the Mediterranean Action Plan (land-based activities)

Cooperation is active with the Fonds Français pour l'Environnement Mondial (FFEM), GEF, UNDP, l'Agence Française pour le Développement (AFD), FAO, World Bank, UNEP, UNIDO, UNESCO, USAID, IUCN, EU and other international organizations and funding agencies to help fund Lebanese efforts to promote sustainable environmental and development.

Stockholm Convention related to POPs/PCB was ratified by Lebanon. Each Party of Stockholm Convention shall:

- With regard to the elimination of the use of polychlorinated biphenyls in equipment (e.g. transformers, capacitors or other receptacles containing liquid stocks) by 2025, subject to review by the Conference of the Parties, take action in accordance with the



following priorities:

- Make determined efforts to identify, label and remove from use equipment containing greater than 10 per cent polychlorinated biphenyls and volumes greater than 5 liters;
- Make determined efforts to identify, label and remove from use equipment containing greater than 0.05 per cent polychlorinated biphenyls and volumes greater than 5 liters;
- Endeavour to identify and remove from use equipment containing greater than 0.005 percent polychlorinated biphenyls and volumes greater than 0.05 liters;
- Consistent with the priorities in subparagraph (a), promote the following measures to reduce exposures and risk to control the use of polychlorinated biphenyls:
  - (i) Use only in intact and non-leaking equipment and only in areas where the risk from environmental release can be minimized and quickly remedied;
  - (ii) Not use in equipment in areas associated with the production or processing of food or feed;
  - (iii) When used in populated areas, including schools and hospitals, all reasonable measures to protect from electrical failure which could result in a fire, and regular inspection of equipment for leaks;
- Notwithstanding paragraph 2 of Article 3, ensure that equipment containing polychlorinated biphenyls, as described in subparagraph (a), shall not be exported or imported except for the purpose of environmentally sound waste management;
- Except for maintenance and servicing operations, not allow recovery for the purpose of reuse in other equipment of liquids with polychlorinated biphenyls content above 0.005 per cent;
- Make determined efforts designed to lead to environmentally sound waste management of liquids containing polychlorinated biphenyls and equipment contaminated with polychlorinated biphenyls having a polychlorinated biphenyls content above 0.005 per cent, in accordance with paragraph 1 of Article 6, as soon as possible but no later than 2028, subject to review by the Conference of the Parties;
- In lieu of note (ii) in Part I of this Annex, endeavour to identify other articles containing more than 0.005 per cent polychlorinated biphenyls (e.g. cable-sheaths, cured caulk and painted objects) and manage them in accordance with paragraph 1 of Article 6;
- Provide a report every five years on progress in eliminating polychlorinated biphenyls and submit it to the Conference of the Parties pursuant to Article 15;
- The reports described in subparagraph (g) shall, as appropriate, be considered by the Conference of the Parties in its reviews relating to polychlorinated biphenyls. The Conference of the Parties shall review progress towards elimination of polychlorinated biphenyls at five year intervals or other period, as appropriate, taking into account such reports.

### **Stockholm Convention Implementation so far:**

Production, placing on the market and use of PCBs as such and in products is not yet prohibited fully. Lebanon has never produced PCB but continues to use PCB in primarily the electricity sector. EDL owns and operates the largest number of PCB equipment compared to other industrial and non-industrial holders of PCB equipment. EDL has no formal system in place to phase out existing PCB equipment and PCB-contaminated equipment which have been identified.

Lebanon prepared a preliminary inventory of PCB oil and PCB equipment including transformers and capacitors in 2005. PCB stockpiles and PCB hotspots were identified and assessed. This inventory was updated and expanded in 2010- 2011 under the Sustainable POPs Management Project.

## **2.4. Findings and Observations**

As demonstrated above, our review of the current Lebanese chemicals and waste legislation shows that no adequate general framework for PCB management exists and that the existing Lebanese chemicals and waste legislation has many legal gaps regarding basic elements. The most important gaps are:

- no explicit regulation for PCB management and the phase-out of PCB-containing equipment
- lack of classification and adequate packaging and labeling requirements for PCB and PCB containing equipment
- no formal protocols in place between government bodies to ban PCB imports and the movement of PCB material in-country
- gaps on basic aspects of waste management, e.g. absence of key definitions and principles on PCB and other hazardous waste management, including licensing for environmentally sound disposal / destruction of PCB-containing equipment.

### 3. PUBLIC PARTICIPATION

In compliance with sub-Task 3.2 of the TOR, a scoping meeting (technical consultation meeting as decided by the MoE) was held at the ministry of environment with the PCBs committee of EDL in the presence of the MOE concerned staff and the Institutional Support to the Ministry of Environment United Nations Development Programme (UNDP). The workshop was dated on Thursday November 29, 2012 to conduct a the required Screening /Scoping prior to the initiation of the Environmental and Social Impact Assessment (ESIA) and Environmental and Social Management Plan (ESMP) of the Sustainable POPs management project.

The details attendees' workshop is described in the following table (Table 3-1) as such:

Name	Position	Division	Institution	Number	e-mail/fax
Mr. Sassine Najjar	Head of PCB committee	Dpt. of Production, Representative of Zouk power plant. Responsible of safety dpt.	EDL	09/212164 or 09/212097 or His assistant Tony Rizk: 70/202737	Fax: 09-212 092 No e-mail but one may send fax to him or send an e-mail using his assistant's e-mail address (tony Rizk) at <a href="mailto:toni.rizk@hotmail.com">toni.rizk@hotmail.com</a>
Mr. Saber Yehia	Member of the committee	Dpt. Of Production. Representative of Jieh power plant	EDL	03/371765	<a href="mailto:saberyehia@gmail.com">saberyehia@gmail.com</a>
Mrs. Fatima El Harakeh	Member of the committee	Dpt. of Transmission (substations). Coverage: all Lebanon	EDL	03/960174	<a href="mailto:Fatima_harake@hotmail.com">Fatima_harake@hotmail.com</a>
Mr. Jihad Ghadieh	Member of the committee	Dpt. of Distribution. Coverage: Regions outside Beirut and Mount-Lebanon	EDL	03/940692	<a href="mailto:jihadghadieh@hotmail.com">jihadghadieh@hotmail.com</a>
Mr. Wassim Nasr	Member of the committee	- Dpt. Of Distribution. Coverage: Beirut and Mount-Lebanon. - Head of Bauchrieh repair shop	EDL	03/849670	<a href="mailto:nasrwassim@hotmail.com">nasrwassim@hotmail.com</a>
Mrs. Olfat Hamadan	Acting head of the department of chemical safety	Service of environmental technology	MOE	01/976555 Ext. 408	<a href="mailto:o.hamdan@moe.gov.lb">o.hamdan@moe.gov.lb</a>
Mrs. Manal Moussallem	Project Manager	Institutional Support to the Ministry of EnvironmentnUnited Nations Development Programme	UNDP	01/976555 Ext. 489	<a href="mailto:manal.moussallem@undp-lebprojects.org">manal.moussallem@undp-lebprojects.org</a>
Mrs. Lara Haidar	Project Assistant	Institutional Support to the Ministry of Environment United Nations Development Programme	UNDP	01/976555 Ext. 489	<a href="mailto:l.haidar@moe.gov.lb">l.haidar@moe.gov.lb</a>

Name	Position	Division	Institution	Number	e-mail/fax
Mr. Khalil Zein	ESIA consultant			03/219059	<a href="mailto:Khalilzein72@gmail.com">Khalilzein72@gmail.com</a>

Table 3-1: Attendees' workshop of November 29, 2012

The meeting included a variety of subjects and discussion topics that were related to the ESIA requirement and execution, the supporting tasks and responsibilities of the EDL committee members and MOE, site visits, the expected level the public involvement, dissemination of the draft report, and the final report that will be included in the implementation of the project period. According to the previous stated fundamentals the output of the discussions are summarized as follows:

1. At the beginning of the workshop lunching the ESIA consultant presented a brief description about the project and the reason for the necessity to conduct an ESIA study. As the proposed project is classified as Category "A" project under the World Bank's Operational Policy (OP) 4.01. Therefore, the project requires a full Environmental and Social Impact Assessment (ESIA) and an Environmental and Social Management Plan (ESMP) including a full stakeholder disclosure and consultation and to be completed prior to departure of the Bank's appraisal mission (project TOR). The consultant introduced the following topics:
  - What are PCBs and why they are harmful?
  - The main sources of PCBs in Lebanon and their relative risks
  - How proposed project activities will manage such risks
  - The project expected duration, costs and institutional responsibilities
  - A checklist of potential environmental risks and impacts
2. Each of the attendees showed a full cooperation in relation to his sector and showed a great interest to initiate the project implementation as soon as possible. The most prevailing concern was avoid the improper disposal of contaminated equipments during expected upcoming renovation and/or upgrading of the electricity sector in Lebanon.
3. The inquiry of financial and technical ability to replace the functional contaminated (or suspected) equipments with environmental friendly equipment was another major persistence matter that the attendees discussed during the workshop. This issue was triggered in particular by the Jieh power plant representative, as all but one Askarel transformers are still in operation.
4. Discussion on the most possible affected population and stakeholders was carried out to determine on the task 5 of the TOR invitees and attendees list.
5. The committee was informed that prior to the task 5 of the TOR, it is a requirement to post the reviewed draft ESIA and ESMP for public review as needed.
6. The consultant requested to conduct site visits for all the concerned sites and was instructed by the committee to submit a schedule to be presented with an official letter by the MOE for permission appeal. (Appendix – the MOE letter)

This consultation section on the final ESIA and ESMP is going to be developed after the fulfillment of on the public consultation activities that will be conducted following the dissemination of the draft report. Accordingly, the consultation will be performed in compliance with the World Bank operation program OP 4.01 in which the Draft will be disclosed to the stakeholders for their feedback. The Draft ESIA content will be posted for public review on the MoE and EDL website, and at public domains such as libraries and local governance of the selected site locations.

Moreover, the draft report and/or the Arabic translation of the executive summary will be sent to the invited stakeholders for their review and comments. In addition, the invitation note will include the EDL and MoE concerned persons, and the consultant contact information and a statement that clearly encourages the stakeholders to inquire clarifications prior to the consultation meeting. Such approach will assist the attendees to have a clearer understanding of the project concept and accordingly can participate with a better perceptive.

The possible stakeholders to be invited to the consultation workshop are the parties' band population that could be directly and indirectly affected. However, more discussion with the MoE and EDL concerned member should be conducted to produce a final list of the invitees. The primary suggested stakeholders may include (but not limited to):

- Hosting populations (population in areas)
- Local authorities
- Involved government agencies
- Universities and institutes
- Related industrial companies
- Implementing agencies and consultants
- NGOs, Local governments and national authorities
- Environmental unions (some include more than 20 association)
- National environmental council (includes public and private sectors)
- Project owners and developer
- Private sector firms involved in the project
- Funding agencies

For better comprehensive approach, the workshop could be held at the MoE or at the local municipality holes, however; for gathering such various stakeholders, the ministry of environment would be more appropriate for such meeting. The consultant in collaboration with the MoE concerned staff will explain for the attendees the benefits of such project implementation and the value of similar treatment on the general public health and environment. In addition, all received inquires on the pre-posted draft report will be discussed and clarified for delivering as much unambiguous responds as possible. All the workshop proceedings, presentation and discussion data will be collected and added to the final ESIA report

This section will emphasize on the act of grievance that could arise by stakeholders on any objection action on the project components and operations. On the other hand, it is very important to clarify that no planed involuntary resettlement or land acquisition is required for this proposed project activities. However, if required for any reason in the future, similar to the construction of a permanent treatment facility, then it will previously assessed in the favor of the affected stakeholder and under the World Bank OP 4.01. In addition, the consultation will assist to clarify the judgment on the OP 4.12 non-applicability. The public opinion and

feedback on the draft report and during the public workshop are to be included in the final copy of the ESIA.

### **Individual Site Meetings**

As part of the investigation of social risks of the project and a component of the screening workshops initiation, several site meeting was held to consult some of the stockholders (EDL) for assessing and identifying the potential impacts.

The site visits were scheduled ahead time and official letter was sent by H.E. the MoE minister to EDL Directorate General Office (Letter No. 5235/B/2013 dated 17/12/2013 – Appendix 8) for providing the required permissions and ensure the presence of all the evolved personnel in such meetings. The following table includes the visited sites, dates and time as such:

Location	Date	Time
Zouk Power Plant	18/12/2012	8:30 am
Bauchrieh warehouse	18/12/2012	10:30 am
Jieh Power Plant	19/12/2012	8:30 am

Table 3-2: Schedule for visited sites.

The meeting at Zouk power plant was conducted in the presence of Mr. Sassine Najjar (Responsible of safety department) and a technical engineer on the above-specified date (18/12/2013) on which it included roundtable discussion and site visit to the transformers locations. The targeted topics focused on the following issues:

1. Safety issue related to the quick need for securing the out-of-service transformers before any construction work starts at the power plant.
2. The risk of having most of the transformers located in the outdoor and being subjected to the weathering action and accident hazards.
3. Possible level of soil and seawater contamination that may have occurred due to the leakage of PCBs oil for some transforms at the site.
4. Health risks awareness level between the plants labors since the transformers are located with no warning signs.

At the same date (18/12/2013), another meeting was held at Bauchrieh warehouse in the presence of Mr. Wassim Nasr (Head of Bauchrieh repair shop) and a group of the site engineers which the following topics was discussed:

1. The ability to provide as vacant area for the project activities since this site maybe the most appropriate for collecting the PBC contaminated transformers and condensers.
2. The most correct methods to cleaning and treating the existing well and the importance to avoid any more disposal of any oil in this well. However, Mr. Nasr and the site safety engineer declared that no oil disposal action is being practiced recently and all found liquids are from any preceding disposal mixed with rainwater.
3. Securing a separate entrance to the project activities is essential to avoid traffic jam and especially that is site will maintain its current maintenance activities.

Jieh Power Plant was visited in the next day (19/12/2013) and a meeting was held with

Mr. Mr. Saber Yehia (department of production) and a safety engineer of the power plant. Mr. Yehia insisted on the fact that the current Askarel transformers are still in-service and unless it is possible to replace it, then it is not likely to remove it since it will affect the electrical power production of the plant. Also, they declared that no leakage is found in the site and the transformers are well maintained, this was verified in the later site investigation visit after the meeting. Nevertheless, the plant team expressed his readiness to assist in the project at any possible way once the resources are provided.

Another meeting at Jamhour Substation was canceled due to logistics problems of the EIA team and it was replaced by available data in the PCB inventory report.

### **Public Consultation**

Upon the agreement of the MoE and project consultant, and following coordinating with the EDL and supporting UNPD unit in the MoE, the consultation meeting was decided to be held on Thursday, the 23<sup>th</sup> of May 2013, at the Green Room hall in the Ministry of Environment located at Lazariyeh center. During this meeting, a list of possible stakeholders was suggested and discussed to select the parties that could be invited. The selection was mainly passed on the most affected communities and involved agencies in the PCB management project, and all the possible academic, civil and environmental societies that are known to have interest in similar projects.

The sent invitation included the following parties:

1. Ministry of Environment
2. EDL
3. Ministry of Public Health
4. Universities
5. Private sector (ECODIT Company)
6. Environmental unions and societies (some includes more than 20 societies)
7. Municipalities and local authorities

The invitation letters was sent to all invitees with an attached copy of the ESIA for their review prior the meeting two weeks from the meeting time. (Minister Invitation letter signed in 09/05/2013 – Appendix 7). Various means, such as, Email, fax and regular mail was used to send the invitations and the ESIA. None of the attendees complained on the lack of getting the report.

The attendees list is attached in appendix no. 7 that states the name, institution, and contact information of each party by their own handwriting. In addition, list of photos of the participants and the lecturer is also attached to appendix no. 7.

During the meeting, the consultant displayed a presentation that introduced the concept of the ESIA study and a brief description of the project components and activities. The presentation is found in appendix no. 7 and included several sections as such:

1. Project title and introduction
2. Project components
3. Administrative and legal framework
4. Project description
5. Method of collection and packaging
6. Remediation of Baouchriyeh storage site

7. Remediation of Baouchriyeh well
8. Public participation
9. Baseline environmental conditions
10. Analysis of alternatives
11. Environmental and social management plan.

In the public participation section, the presentation indicated the local legal approach in the Lebanese environmental laws strongly emphasizes on the public right of known all the projects that could affect the environment and health details to be part of the project preparation and monitoring. Also, the OP 4.12 was clearly explained and declared to the attendees even though, it is not the case in the PCB management project.

Discussion started after the completion of the presentation and was mainly related to the following concerns:

1. Some of the attendees had major concerns on the available guarantees that the will be conducted in an environmental safe manner and especially on the part of external deportation. The reply by the MoE representative that a lot of ratified international convention forces the contractor as well as the Lebanese government to follow specific procedures that will assure the safe delivery of the transported material. Also, the transporting party is not requested to dispose the materials but to deliver it to a certain distention and this will limit any reckless action since the fees will be related to the mention completion.
2. Others asked about the possibility of local treatment of the low and moderately contaminated equipments and this was answered by the proposed feasibility study that the PMU would conduct to examine the feasibility of creating or rent a de-chlorination unit in Lebanon.
3. A question on the possibility of contamination that may have occurred during the last war action on 2006 specially that the Jeih electrical factory was bombarded. The reply was that known of the contaminated equipment at Jeih or any other location was destroyed during this war action and that shows why the project needs to be conducted to reduce any similar threat.
4. The EDL representative declared the need to suggest new laws and organizational procedures to reduce the current bureaucracy delays in the administration for later similar projects.
5. The ECODIT representative emphasized on the need to strengthen the safety procedures during the project operation by indicating the best practices during testing and handling of the contaminated materials. This issues was adhered by the newly added materials at the safety section appendix no. 4.

At the end of the discussions, the attendees was thanked for their active participation and it was clearly announced the major purpose of the project is to create safe environment for the communities without negatively impacting them neither during the project operations or post-operations.



## 4. DESCRIPTION OF PROJECT COMPONENTS

The proposed project aims to assist Lebanon to establish a sound PCB management system that would minimize potential environmental and health risks from unmanaged PCB oils and equipment. In so doing, the project involves the handling, packaging, transporting and disposal of PCB equipment and wastes, as well as the remediation of sites contaminated with PCB hazardous chemicals. This would entail significant investment in PCB management infrastructure and strengthening of limited technical and management capacity of all key stakeholders including the public and private sectors in Lebanon.

The proposed project consists of four components:

- 1- Institutional and regulatory strengthening
- 2- Management of PCB oils and contaminated equipment
- 3- Management of PCB-contaminated site
- 4- Project Management

### 4.1. Component 1 – “Institutional and regulatory strengthening”

#### ▪ Legal and regulatory strengthening

Preparation of a POPs Management Decree with implementation guidelines for PCB management (pursuant to Law 432 of 29/07/2002 – the law ratifying the Stockholm Convention by the GoL). This decree would also be based on Law 64 of 1988 and would supersede Decision 71/1 of 1997 (on waste import). The recommended scope of the decree has to ensure the compliance with the PCB related requirements set out in the Stockholm Convention.

#### ▪ Institutional Development

A number of the MoE staff should be assigned for strengthening their capabilities and capacities for regulating the safeguarding and disposal of PCBs. An inventory and database of the POPs will be established for mentoring of chemicals and hazardous materials.

#### ▪ Training

The MoE and EDL staff will be trained to improve and endorse their capabilities in the POPs management. The training program will include (but not limited to) the following:

- Postgraduate education in hazardous chemicals management for two staff.
- A study tour to witness good practices in the:
  1. Containment and removal of PCB equipment
  2. Containment and disposal of PCB stockpiles
  3. Containment and clean up of PCB hotspots
  4. Legal framework and institutional setup for management of hazardous substances.
- Seminar for MoE and EDL management

- Training workshop for technical staff of MoE and EDL
- Training for staff of Customs Administration involved in checking imported goods.

#### ▪ **Public Awareness**

Conduct a program of public education using various media means such as TV and radio ads, website creation, and newspapers ads and articles. This will enhance the public awareness of the POPs management activities.

### **4.2. Component 2 – “Management of PCB oils and contaminated equipment”**

As part of the full size project (FSP), different management options are provided for each category of PCB-contaminated equipment as described further in the section of project alternatives.

#### **4.2.1 High – Content PCB Equipment**

This task proposes to conduct implementation of PCB management activities from identification to safe storage of PCB oils, equipment, and wastes for final disposal. As regards PCB-containing equipment, high priority will be given to the disposal and the total elimination of Askarel transformers and PCB-containing capacitors.

##### • **Out-of Service**

High-containment been identified in transforms located at three sites and capacitors at nine sites. It will be transported to Baouchriyeh site for repacking, storage and deportations to a certified disposal facility.

##### • **In-Service**

High-containment been identified in seventeen transforms located a Jeih power plant. Such transformers would also be packed in shipping containers and deported to a certified disposal facility.

#### ▪ **Establishment of Decontamination Capacity**

A detailed feasibility study will be conducted to examine the practicality of establishing a decontamination unit of transformers and other PCB contaminated equipments. The study will revise several related elements in terms of technologies, treatment-stage, cost-effective, management, operations, and supervision.

#### **4.2.2 PCB-Contaminated Transformers and Capacitors In-Service in EDL and Other Sectors**

Continue the existing inventory of transformers and capacitors in all sectors in order to sample, indentify, safeguard and disposed. For other sectors than EDL, financial arrangements for replacement of such equipment are to be worked out later.

As regards equipment with lower contamination level, in order to prevent leakages to the

environment and to prevent the risk of fire, it is proposed to establish a safe, interim storage facility in Baouchriyeh for contaminated transformer oils and contaminated transformers waiting for decontamination or final disposal. A prerequisite for proper safeguarding of the contaminated transformers is the identification of these transformers by an exhaustive inventory.

### 4.2.3 Interim storage facilities

In order to store the PCB containing equipment before safe disposal, it is proposed to establish an interim storage facility. In fact, setting of warehouses for storage of PCBs is important safeguard measure, which may minimize health and environmental impact at a great extent. As a result, 4-1 describes the different interim storage sites proposed to be established in this project. Mainly, PCB contaminated transformers, oil and waste will be stored at Baouchriyeh site and out-of-service high content PCB transformers and capacitors will be stored in Zouk power plant. In case Askarel transformers will be taken out of service and removed from Jiyeh power plant, the temporary storage site will be establish at the Jiyeh site to prevent transportation risk.

	Purpose	Location	Approximate area, m <sup>2</sup>	Ownership area
Interim storage facility for contaminated transformers and oils	Interim storage of contaminated transformers before draining/repair Interim storage of contaminated oils before treatment  Interim storage of oil and sludge from the well before treatment Interim storage of contaminated transformer carcasses Interim storage of various waste generated during inventory and management of contaminated transformers	Baouchriyeh storage site	800	EDL
Interim storage site for high-content PCB currently in service	Interim storage of waste generated during management of in-service equipment Interim storage of Askarel transformers that may be taken out of service until shipment  Interim storage of PCB-capacitors that may be taken out of service until shipment	Jiyeh power plant	100	EDL
Interim storage of high-content PCB equipment currently out-of-service	Interim storage of packed Askarel transformers until shipment Interim storage of packed PCB-capacitors until shipment  Interim storage of waste generated during management of out-of-service equipment	Zouk power plant	100	EDL
Interim storage site for high - contaminated soil/concrete	Interim storage of soil and concrete from Baouchriyeh storage site above the threshold concentration determined during project implementation	Baouchriyeh storage site	200	EDL

Table 4-1: Proposed sites for interim storage.

### **A. Facility for interim storage of high content PCB equipment**

As part of the preparation of the equipment for shipment, it is recommended for safety reasons that a proper interim storage for high-content PCB stocks to be established in Zouk as shown in Table 4-1.

At the interim storage for high-content PCB, all equipment and containers are labeled, registered and safely packaged registered before loading and transport to the final disposal facility.

### **B. Facility for interim storage of PCB-contaminated transformers**

In order to store the contaminated transformers and contaminated oil before safe disposal, it is proposed to establish the interim storage for contaminated transformers and oil in the existing Baouchriyeh storage site to reduce the need for transport of the equipment and oil.

The storage facility will basically consist of a house with walls, roof and a metal tray to capture any spill. The interim storage will cover an area of approximately 800 m<sup>2</sup> and will have a capacity of storing for at least 200 transformers and 200 tons contaminated transformer oil. The storage area should be also protected against unauthorized entry. As well, the storage site should have a fire alarm system and walls should protect against fire entry from outside.

Furthermore, there would be a need for infrastructure like fork-lift truck, an office and a testing room.

As the final solution will be disposal abroad, the PCB contaminated oil is stored in between 120 200L UN certified drums for shipment. The drums can be stored in several layers at the disposal facility.

### **Establishment of facility for draining PCB-contaminated transformers**

A designated area of the storage facility would be used for draining of the contaminated transformers. The equipment will consist among others of 2 pumps, at least 6 hoses, small trays underneath each connection point and personal protective equipment (PPE) for the staff.

In the interim storage, the PCB-contaminated oil will be drained of in drums which are clearly marked to contain PCB-contaminated oil. If done properly, around 95 % of the old oil could be drained.

#### **4.2.4 Method of collection and packaging**

It is strongly recommended to drain the transformers prior to any packaging and shipment. That should be done by the Contractor's specifically trained and protected personnel.

The correct packaging for all devices depends on the kind of devices as follow:

- For out-of-service transformers, it is suggested to invest in two 20 foot containers with an 80 cm high liquid tight metal tray inside (only one container for empty transformers). The packaging in this tray inside the container meets the requirements of the IMDG code (International Maritime Declaration of Dangerous Goods) for empty transformers and would serve perfectly as storage.

- PCB-containing capacitors will be packed into suitable UN certified IBCs (Intermediate Bulk Containers).
- Contaminated Soil and concrete should be packed into drums. These drums should be in line with the requirements of the disposal company and have UN-certificate. Depending on the contamination level, these drums could be between 120 and 200 liter volume.
- The drained Askarel will be packed into UN-certified drums which do not require the metal tray inside the 20 foot container. As well, contaminated transformers oil is stored in 200L UN certified drums for shipment

### **4.3. Component 3 – “Remediation of PCB contaminated sites”**

The major task of this component is to conduct in-situ activities on PCB pollution for contaminated sites and the well. Considering the risk, the remediation activity sites is provided to sites with large quantities of PCB (Baouchriyeh storage site and Zouk power plant) and sites with high risk of groundwater contamination (Baouchriyeh well). As part of the full size project (FSP), different management options are provided for the selected contaminated site as described further in the section of project alternatives.

#### **4.3.1 Remediation of contaminated site**

As result of the inventory update, it is considered that two sites are significantly more PCB contaminated than the other identified sites in Lebanon: Baouchriyeh site and Zouk power plant. Whereas the contamination at Zouk is relatively well defined and covers a small area, the contamination at Baouchriyeh is widespread and includes the well on the site.

#### **4.3.2 Remediation of Baouchriyeh storage site and repair shop**

PCB site remediation of Baouchriyeh storage site and repair shop will include the following activities:

- Remove the transformers from the section.
- Clean all surfacing of contaminated sludge and waste to remove risk from fire, contact/inhalation and on-going contamination of surfacing, soil and groundwater. Concrete surfacing must be cleaned using a mechanical sweeper while taking care not to disperse the dust that can be potentially contaminated with PCBs. Depending on the contamination levels in the underlying materials this may also ease the necessary personal protection measures for the subsequent work.
- Clean all used gear
- Abrade surfacing of all 2,200 m<sup>2</sup> at different depths by cold milling machine; 1000 m<sup>2</sup> at 2 cm, 1,200 m<sup>2</sup> at 4 cm. It has been suggested to divide the site into 5 areas and remediate one area one by one.
- Dispose of the collected contaminated materials in the drums and move them to the interim storage facility in Baouchriyeh.
- Transport of about 10 tons high-contaminated soil/concrete for disposal abroad.

#### **4.3.3 Remediation of Baouchriyeh well**

Remediation of Baouchriyeh well will consist mainly of emptying the well from oil, sludge and water and removing high-contaminated soil and concrete. Therefore, the proposed

activities are provided below:

- Prepare detailed plan for the emptying of the well from contaminated oil
- Establish capacity for the interim storage of the oil removed from the well in drums or tanks
- Remove the free-phase oil layer, eventually supplemented by draining of the oil in the upper part of the sediment in order to ease the further removal of the sediment.
- Prepare a boring in order to investigate the depth of sludge/sediment layer and estimate the quantities of sludge/sediment in the well (if a cost effective solution is available, otherwise the sediment is removed without prior investigation).
- Establish capacity for the interim storage of the sediment removed from the well in containers or drums.
- Remove the oil-saturated sediment/sludge in the well using a wire mounted grab or other suitable equipment. It will most likely be necessary to have several grab types available to remove fine sediments as well as larger debris. The lower part of the sediment will most likely be waterlogged and some amount of draining may be necessary to facilitate handling of the sediment. It will most likely be necessary to pump up all water standing in the well during the work. The water will be contaminated and should be cleaned prior to discharge by a suitable method e.g. an activated carbon filter.
- Determination of the amount of PCB remaining in the ground water around and below the well
- Remove the contaminated concrete and soil of the well and dispose of in interim storage for soil/concrete

#### **4.4. Component 4 – “project management”**

Consists of establishing a Project Management Unit (PMU) for the management of the project including procurement, financial management and project monitoring.

## 5. BASELINE ENVIRONMENTAL CONDITIONS

The environmental baseline would describe the status of the following environmental receptors: Air, water - quantity and quality, soil and geology, climatic factors, flora and fauna (biodiversity), landscape, noise, cultural resources, historic buildings, landscapes, architecture, population and human health, infrastructure, transport, sewerage and/or waste management, land use.

The purpose of this investigation was to determine whether recognized environmental conditions are present at the project site or adjoining properties as defined in the American Society of Testing and Materials (ASTM), Method E1527-05, "Standard Practice for Environmental Site Assessments (ESA): Phase I Environmental Assessment Process." The scope of work for the ESA included: a review of historical land use information, including historical topographic maps and aerial photographs; a reconnaissance of the project site; and a review of environmental records from governmental and local sources. The collected data will be used to assess the baseline environmental quality of the area and identify environmentally significant impacts that the project may introduce to its region of influence.

### 5.1. Project Location

The project will be implemented by the Project Management Unit (PMU) which will be located at the ministry of Environment (MoE) with a Project Coordination Unit (PCU) that will be located in EDL. On the other hand, several major remediation sites are going to be located at three areas as such (the topography map of each site is located at Appendix 5):

1. Zouk Power Station (160,000 m<sup>2</sup>): Zouk Mkayel Cadastral Area, Kesrouane Caza, Mount Lebanon Mohafazah (Upper: X – 327439, Y – 19612 / Lower: X – 327847, Y – 20027)
2. Baouchriyeh Electricity Company (13,200 m<sup>2</sup>): Baouchriyeh Cadastral Area, Maten Caza, Mount Lebanon Mohafazah (Upper: X – 332480, Y – 28832 / Lower: X – 332516, Y – 29069).
3. Jiyeh Power Station (135,000 m<sup>2</sup>): Jiyeh Cadastral Area, Chouf Caza, Mount Lebanon Mohafazah (Upper: X – 347555, Y – 54776 / Lower: X – 347830, Y – 55361).

Zouk site can be reached easily by Beirut-Tripoli highway, Baouchriyeh site can be reached by Mirna Chalouhi road and Jiyeh site can be reached by Beirut-South highway.

Observations made during reconnaissance of the project sites identified that Zouk and Jiyeh sites are used for electrical power generation and Baouchriyeh site is used for electrical substation and for storage of electrical transformers and equipments. The current use for lands on adjoining<sup>1</sup> properties for the three sites are for residential buildings, restaurants, shops, trades, school, beach resorts etc. The sites are developed lands that hold no natural vegetation covered.

<sup>1</sup> Adjoining properties are defined in ASTM E1527-05 as "any real property or properties the border of which is contiguous or partially contiguous with that of the [subject] *property*, or that would be contiguous or partially contiguous with that of the [subject] *property* but for a street, road, or other public thoroughfare separating them." This report uses this definition of adjoining property throughout this document.



Photograph 5-1: Zouk Site (Geoflint 2012).






Photograph 5-2: Zouk Site (Geoflint 2012).





Photograph 5-3: Baouchriyeh Site (Geoflint 2012).



Photograph 5-4: Baouchriyeh Site (Geoflint 2012).





Photograph 5-5: Jiyeh Site (Geoflint 2012).



Photograph 5-6: Jiyeh Site (Geoflint 2012).

## **5.2. Meteorological and Climate Conditions**

The meteorological parameters play a vital role in transport and dispersion of pollutants in the atmosphere (air and water). The collection and analysis of meteorological data, therefore, is an essential component of ESIA studies. The long-term and short-term impact assessments could be made through utilization and interpretation of meteorological data collected over long and short periods. Since the meteorological parameters exhibit significant variation in time and space, meaningful interpretation can only be drawn through a careful analysis of reliable data collected very close to the site.

Unfortunately, meteorological records are seldom available except for few locations in the country where stations are operating. Climatologically (long-term) data is obtained from the closest meteorological monitoring station or from any other nearby station which has been collecting meteorological data for the past years. Climatic parameters have not been monitored at the sites; however, data from nearby weather monitoring station (RHBIA) have been used to conduct a preliminary evaluation of the sites' climatic conditions. Civil Aviation General Directorate, Climatology Department located at RHBIA is the closest meteorological station and is located at Latitude 33°49'N, Longitude 35°29'E, Elevation: 27.5 m and Distance 19 km to the SW side of Zouk site, 9 km to the SW of Baouchriyeh site and 21 km to the NE of Jiyeh site.

The area is characterized by a wide fluctuation between the absolute highest and lowest temperatures, high evaporation rate, high air humidity, and moderate winds. Summers are usually hot and dry while winters are cold and wet.

The behavior and occurrence of wind and rainfall are influenced by and inter-related to other meteorological parameters such as temperature, humidity, and barometric pressure. At the site proper, these parameters have not been monitored and until a monitoring program is in place, data from weather monitoring stations located nearby could be used to conduct a preliminary evaluation of climatic conditions at the sites.

### **5.2.1 Precipitation rates**

The proposed sites fall in the humid bioclimatic zone, characterized by the high range of average annual rainfall for Lebanon. RHBIA meteorological station received an average annual rainfall of 782 mm for the period extending from 2000 until 2005. This makes the region a medium rainfall area. Nearly 87% of average annual rainfall is received during rainy season typically spans from November to March, with January showing the highest monthly rainfall of 190 mm.

RHBIA station provides an indication of the average number of days with thunderstorms, fog, precipitation and when the sea calms for the years extending from 1971 to 2000. These data are presented in Appendix 6. Also, the average number of rainfall days from year 2000 till 2005 recorded at RHBIA station shows an average annual rainfall of 87 days.

### **5.2.2. Wind records**

In general, wind speed and direction vary with time and location depending on season and location. Dominant winds directions in the area are from Northeast sector towards Southwest sector (RHBIA Station). During the winter, the coastal area is influenced by strong winds

from the North that can reach speeds as high as 94 km/h. Periods of calm wind usually occur during May till October with average high speed of 43 km/h. Average wind speed and direction as recorded at the RHBIA station are presented in Appendix 6

### **5.2.3. Temperature**

The hottest month in the area is September (31.2°C) and coldest month is January (9.8°C). The average maximum-recorded mean temperature varies from 20 to 31°C, while the minimum-recorded mean temperature varies from 9.8 to 24°C. Fluctuations between day and night temperatures are generally significant. Data are presented in Appendix 6

### **5.2.4. Relative Humidity**

The coastal areas in Lebanon are characterized by a fairly uniform relative humidity with an average annual humidity of 66%. The relative humidity (RH) data obtained from RHBIA meteorological station are listed in Appendix 6. Data shows that the area has a high relative humidity, which is averaged about 66 percent yearly. Mean monthly RH is highest during July (75%) and August (70%) and lowest during November (60%) and October (62%).

## **5.3. Geological Setting**

The geology of the studied areas, including outcropping formations, subsurface Stratigraphy, structure (faults, folds, seismic etc.), hydrogeology and surface water was developed based on office work (review of available maps and literature and analysis of aerial photographs and topographical maps) and site works (geological surveys and site visits).

### **5.3.1. Geological Stratigraphy of the area and Structural Condition of the Area.**

The outcropping lithological formation in and around the study areas belongs to Jurassic, Cretaceous, Tertiary and Quaternary geological time period, which are subject to many displacement due to tectonic activities in the area.

The exposed formation deposited during Quaternary time is:

- Pleistocene (a - q – ad – qd): loose Eolian sands, cemented sands and alluvium soil including Terra Rosa. This deposition is composed of loose alluvium, unconsolidated soil and sediments, eroded, deposited, and reshaped by water in form in a non-marine setting. Alluvium typically made up of a variety of materials, including fine particles of silt and clay and larger particles of sand and gravel. Also shifting dunes can be recorded along the shore area.

Tertiary formation comprises the second main geological outcrops in the area. The exposed formation units deposited during Tertiary time are:

- Miocene (m<sub>2a</sub>): loose marine greenish marl, that weathers to grey marl. In some parts this formation is inter-bedded with marly limestone. Thickness of this outcropping is around 150 m and it is rich in foraminifera fossils.



- Middle Miocene ( $m_{2b}$ ): Reefic limestone with 150m thick outcrop that can easily be distinguished at tunnels at Dbayeh and old tunnel of Chekka. it is rich in corals and foraminifera fossils.

The exposed formations deposited during Cretaceous time are:

- Chouf Sandstone (Grés de Base), Neocomian-Barremian ( $C_1$ ): Varicoloured, cross bedded Sandstone with inter-beds of shale; contains heavy minerals; color depends upon percentage of hematite and presence of volcanics giving purplish color; Sand is sometimes white; contains coal seams and traces of brittle amber. This formation can reach 300 meter in thickness.
- Abey Formation, Lower Aptian ( $C_{2a1}$ ): Clastic: mixture of clay, sand and calcareous material in varying proportions forming clay, sandy clay, marl, marly limestone etc. The calcareous material may be slightly to moderately indurated. Where marl prevails, its fresh color is bluish, weathering to creamish brown. This formation can reach 125 meter in thickness.
- Mdeirej Limestone, Lower Aptian ( $C_{2a2}$ ): Karstic, massive marine depositional environment Limestone forming a prominent cliff, which often used as a marker bed. Transition with the Abey Formation consists of three layers of green clay intercalating limestone. This formation can reach 45 meter in thickness.
- Hammana Formation, Upper Aptian ( $C_{2b}$ ): Marl intercalated with marly Limestone with thick layers of Sand on top; layers of ferro-oolitic limestone sometimes overlie the sand. This formation can reach 20 meter in thickness.
- Hammana Formation, Albian ( $C_3$ ): Green Marl (containing glauconite) intercalated with thick layers of marly Limestone forming cliffs 3 - 4 m in height; may contain some thin sand layers in the lower part of the formation. This formation can reach 150 meter in thickness.
- Sannine Limestone, of Cenomanian age unit ( $C_4$ ); this unit is divided into three subunits:
  - $C_{4a}$ : Dolomitic Limestone, within this formation, geodes of different sizes filled or voided can be recorded. Thickness of this unit is about 300 meter.
  - $C_{4b}$ : Bluish marl and shale containing crystals of quartz, chert nodules and bands form. Thickness of this unit is about 100 meter.
  - $C_{4c}$ : Limestone and dolomitic limestone white to brown in color. Limestone is highly karstified. Thickness of this unit is about 300 meter.
- Maameltain / Ghazir Limestone, Turonian epoch ( $C_5$ ): it is mainly composed of hard crystalline and micritic limestone to dolomitic limestone with bluish green marl and marlstone. The limestone / dolomitic limestone formation is creamish white to brown in color, while the weathered color is mainly gray. Limestone / dolomitic limestone are highly karstified and within this formation, geodes of different sizes filled or voided are recorded. Hippurites fossils characterize this formation. Thickness of Maameltain / Ghazir Limestone is ranging from 200 meter to 250 meter. This Formation, when it is not distinguished, is combined with  $C_{4c}$  outcrop and can only be distinguished by microfossils.
- Chekka Marl, Maastrichtian / Paleocene ( $C_6$ ): Cretaceous and lower Tertiary sediments indistinguishable lithologically; stiff bluish plastic Marl with glauconite, interbedded with chalky marly Limestone and nodules of black chert. This formation



has a thickness of 400 m at Chekka and thinning to 150 m elsewhere. Rich in foraminifera and weathering is sometimes rusty and concoidal fracture.

Jurassic formations are exposed to the east side of the area. The present units consist of:

- Bikfaya Limestone, Portlandian epoch ( $J_6$ ): Finely crystalline, massive, cliffy Limestone that includes trace to abundant brown chert nodules. This formation is chemically deposited with smooth fresh fracture. The thickness of this unit is ranging from 60 to 65 m and Type section is Bikfaya.

The sites under study are located within areas with low to medium vegetation cover and no cultivated areas. The geological formation exposed at Zouk Power Station is red soils of Pleistocene (q1), at Bouchreyih Electricity Company the exposed geological formation is red soils of Pleistocene (q11) and at Jeih Power Station it is the limestone of Cenemonain ( $C_4$ ). Two of the sites under study are located at coastal zone and one at residential area. All sites areas are with low vegetation cover, with no cultivated lands, and with no watercourses or drainage channel.

Lebanon is cut by various faults, where the longest fault in is the Yammounh Fault that runs along the western margin of the Bekaa and links the major fault of the Jordan Valley to the Ghab Valley Fault of Northern Syria. This is a lateral (or transform) fault and makes up the Lebanese segment of the Dead Sea Transform Fault. The other major fault in Lebanon is the Roub Fault, which runs from Marjayoun towards Awali River. This fault is probably witnessing most of the plate tectonic motion and may be the present plate boundary between the Arabian and the African Plate. The other major fault in Lebanon is the Serghaya Fault that bands the eastern side of Bekaa. Other faults are present with displacements ranging from a few centimeters to several kilometers. In project areas there are no faults recorded as indicated in the geological maps. However, the areas around the sites are intersected with many sets of faults that complicated the stratigraphy and tectonic of the deposited geological formations. The fault sets are mainly trending along N-W and NE-SW directions. Many of these faults are connected and branching into other faults.



Photograph 5-7: Exposed geological formation at Jiyeh site (Geoflint 2012).



Photograph 5-8: Exposed geological formation at Jiyeh site (Geoflint 2012).

### **5.3.2. Seismic Impact Zones and Fault Areas**

Areas of high earthquake activity should be avoided based on a geological investigation. The integrity of the structural components in an unstable geological area should be well demonstrated. The structural geology field investigation and the seismic categorization map of Lebanon indicated that the project areas include no faults and is mainly categorized as a Low to Moderate seismic zone (see seismic map of the area, Appendix 5). Therefore, the integrity of the structure components along the sites where interim are not expected to get exposed to the risk of active earthquake hazard and accordingly no worries of contamination are considered. Still, some anti-earthquake measure should be considered in the design of the structures to prevent any possible risk even if seismic activities are mainly Low.

### **5.3.3. Hydrogeology and surface water**

The Groundwater flow is but one part of the complex dynamic hydrologic cycle, where the occurrence and movement of groundwater are related to physical forces acting in the subsurface and the geological environment in which they occur. Saturated formations below the surface act as mediums for the storage of water, and the water infiltrates to these formations from the surface is transmitted slowly for varying distances until it returns to the surface by action of natural flow, vegetation, or man.

The unsaturated zone (vadose zone) at sites, which is considered medium to thick, consists

of soil pores that are filled to a varying degree with air and water, it serves as a vast reservoir which, when recharged, typically discharges water to the saturated zone for a relatively long period after cessation of surface input. Runoff across the surface occurs whenever the accumulation from precipitation (either as rain or snow) exceeds the infiltration capacity of the subsurface strata (vadose zone) and the evapo-transpiration rate, or whenever the rate of groundwater discharge exceeds that which is evapotranspired. The area is subjected to medium to high rain rate in winter time, which is considered as main part of ground water source.

Porous sedimentary rock is one of the earth materials which have the potential to transmit water. The Carbonate rocks are sedimentary rocks which are formed by chemical precipitation from calcium, magnesium, iron and clay. Water is usually transported through secondary opening in carbonate rocks enlarged by the dissolution of rock by water. Limestone and dolomite which originate from calcium-rich deposits are the most common carbonate rocks in Lebanon, and they are typically brittle and susceptible to fracturing. Fractures and joints in limestone yield water in small to moderate amounts; however, because water acts as a weak acid to carbonates, dissolution of rock by water enlarges openings. The limestones that yield the highest amount of water are those in which a sizable portion of the original rock has been dissolved or removed. These areas are commonly referred to as karst, thus, large amounts of flow can potentially be transmitted in carbonate rocks.

However, marl formation is porous with no internal permeability, where water can be held within this formation but without forming any hydraulic connection due to the absent of the connection among the entrapped water. Alluvial deposits of Quaternary age, can hold notable amount of water due to its physical characteristic (loose sand and aggregates, weak cementation of material).

Aquifer can be subsurface rock or sediment unit that is porous and permeable that traits to a high enough degree that it stores and transmits useful quantities of water. Aquifers are divided into the following categories:

- Confined: overlain by an impermeable rock unit,
- Unconfined: that is not overlain by an -impermeable rock unit, where the water in this aquifer is under atmospheric pressure and is recharged by precipitation that falls on the land surface directly above the aquifer,
- or Semi-confined: partially confined, or overlain, by gravel, sand, silt or soil layers of low permeability through which recharge and discharge can still occur.

Aquiclude is a geological formation which, although porous and capable of absorbing water, does not permit its movement at rates sufficient to furnish an appreciable supply for a well or spring. Alternatively, it could be an impermeable body of rock or stratum of sediment that acts as a barrier to the flow of groundwater.

The study areas are characterized by the presence of aquifer, aquiclude and open semi-aquifers within the various formations as shown in the geological maps.

- Semi-Aquifers in the area are the Quaternary deposits, which is composed of alluvium deposits: clay that is present within these deposits is impermeable and has low transmissivity. Both sand, with very high permeability, and clay, with low

permeability are present within these deposits. In relation to permeability and porosity, there are no important fractures or joints within these deposition, that is why these deposits are classified as a semi-aquifer.

- Aquicludes formations along the area are the marl and marly limestone of Miocene ( $m_{2a}$ ), Lower Aptian ( $C_{2a1}$ ), Albion ( $C_3$ ) and Chekka Marl ( $C_6$ ). These deposits constitute an aquiclude due to the presence of marls and marlstones with low hydraulic conductivity. However, low to medium discharge springs can be present in this formation.
- Aquifers in the area are the limestone and dolomitic limestone of Middle Miocene ( $m_{2b}$ ), Lower Aptian ( $C_{2a2}$ ), Cenomanian ( $C_4$ ), Turonian ( $C_5$ ), Portlandian epoch ( $J_6$ ) and sandstone of Neocomian-Barremian ( $C_1$ ). limestone and sandstone formations, which all characterized by high transmissibility and storability. The limestone and sandstone formations form a major part of the study area. The limestone formation is the most important karstic system in the study area characterized by a significant amount of groundwater flowing in channels, faults and fractures. These fractures include solution joints, solution pits, lapiaz, grooves and sinkholes. Cavities in the rocks are often filled with calcite and cave deposits. According to the UNDP (1970) report, the amount of infiltration in limestone aquifer is approximately 40%. Through the area, the ground water level in this aquifer varies from 350 to 400 m deep due to topography and rock beds inclination, where the flow of the groundwater is towards the North-West.

General hydrologic patterns in the area are driven by patterns of rainfall and groundwater inflow. High flows occur in December, January, and February in response to abundant rainfall and high amounts of runoff as soils become saturated through the rainy season. Summer shows no flows in July, August and September. Through the area, the ground water level varies due to topography, sedimentation and rock beds inclination. The site areas are considered a good catchment area for ground water recharge, where Zouk Power plant is located at red soils of q1, Baouchriyeh Storage area is located at Quaternary deposits and Jiyeh Power plant is located at limestone of  $C_4$ .

No springs, drainage channels, water wells, rivers or lakes are recorded along project sites. However, along surrounding areas many water bodies such as rivers and springs (seasonal and yearly) were recorded. List of these water bodies is presented in the below table (Table 5-1). All the below mentioned springs locations are illustrated in the Hydrogeological maps of each site located in Appendix 5.

Spring/River	Direction from Site	Distance from Site
Baouchriyeh Site		
Beirut River	W	1,500
Ain el Jdaide	NE	1,500
Ain Fraigi	E	2,400
Ain Maqsbil	E	2,300
Captured source	S	1,800
Ain er Rohbanie	SE	2,500

Zouk Site		
Naher el Kalb (River)	S	1,500
Wadi Jounieh (Seasonal River)	E	2,000
Captured source	SE	2,800
Ain el Hadad	S	3,000
Ain ez Zouq	SE	3,100
Ain el Mir	SE	3,300
Captured source	S	4,000
Jiyeh Site		
Wadi Iklim El Kharroub (Seasonal River)	S	2,300
Ain es Sekke	S	1,200
Ain el Hajal	SE	1,500
Ain Saraa	SE	2,300

Table 5-1: List of springs in the area.

Public wells recorded along the project areas are listed in the below table (Table 5-2). All the below stated wells locations are illustrated in the Hydrogeological maps of each site located in Appendix 5.

Cadastral Area	Altitude	X	Y
Baouchriyeh Site surrounding wells			
Ain Check		-331959	-29584.3
Anwar		-331297	-28791.5
Dekweneh		-332795	-30017.5
Fanar(Bonjus)		-330734	-29291.7
Jdeideh		-331124	-28986.6
Karmid		-331535	-29189.8
Mar Antonios		-330855	-28272.1
Nacouzi		-332106	-30195.5
Nahr El Mawt		-330403	-28400.1
Rawda		-332141	-29802.7
Saloumeh		-333929	-29310
Zaatrieh		-331514	-29774.2
Zoghzoghi		-332260	-29424.6
Zouk Site surrounding wells			
Aaintoura	190	-324668	-20721.1
Ain El Rihane 1	380	-323627	-21372.2
Ain El Rihane 2	370	-323666	-21396.5
Zouk Mosbeh	175	-325572	-21235.2



Mokhada 1	0	-326323	-22381.6
Mokhada 2	0	-326249	-22426.2
Naher El Kaleb 1	0	-327542	-21913.6
Naher El Kaleb 2	0	-327607	-22107.8
Jiyeh Site surrounding wells			
Baasir	266	-343644	-53806.6
Barja	331	-344166	-55278.6
Barja Ecole	341	-344123	-55622.9
Barja El Hamra	230	-343846	-54504.8
Barja Wadi Imrin	300	-343702	-55007.1
Jadra	111	-346807	-56725.4
Jiyeh	101	-345498	-54314.5
Sibline	270	-345078	-57482.9

Table 5-2: List of public wells around the project areas.

#### 5.4. Ambient Air Quality

Lebanon ratified the Convention on Climate Change in 1994. To comply with the requirements of the convention and to identify the necessary steps which must be implemented, the UNDP Climate Enabling Activity was created which started a greenhouse gas inventory and is studying the potential impact of climate change and preventive measures on Lebanon.

Air Quality is an essential component in assessing social wellbeing and health status of a community. Air pollutants come from various sources such as traffic, commercial, industrial and manufacturing facilities. Air pollution is responsible for a wide range of problems:

Health problems: asthma, lung damage, bronchitis, cancer, brain and nervous system damage, eyes, nose and throat irritations.

Environmental problems: Haze and smog formation (which reduce visibility and harms buildings, trees, lakes, and animals), thinning of the ozone layer which protects human from ultraviolet radiation, and contribution to climate change and global warming, through release of green house gases.

Studies based on 1994 data indicate that most of the air pollution in Lebanon originates from the transport and energy sector. Lebanon's per capita CO<sub>2</sub> emissions are 4.55 tons which is 3 times as much as the average for India. The CO<sub>2</sub> emissions of vehicles were calculated to be 1,030,275 t/year, and CO<sub>2</sub> emissions from power plants to be 1225,750 t/year in 1993/4. Traffic emissions are typically associated with the release of carbon monoxide (CO), carbon dioxide (CO<sub>2</sub>), hydrocarbons (HC), sulfur dioxide (SO<sub>2</sub>), nitrogen dioxide (NO<sub>2</sub>), and particulate matter (PM).

Efforts are underway to address pollution emanating from other sources. For example, methane originates mostly from garbage, nitrous oxide from the agricultural sector

(fertilizers) and suspended particles from transport, the cement industry and waste burning. Future plans are to change the electricity plants to use natural gas instead of oil for their power generators which would substantially decrease the sulphur emissions and acid rain. A main threat to public health comes from the lead in leaded gasoline which can cause mental retardation.

Air pollution levels are medium at Baouchriyeh site where it is high at Zouk and Jiyeh Power Plants. Due to the geographical location of sites that is at intersection of many roadways; and due to the industrial activities that are recorded at the sites. The sources of air pollution in the area are energy production and roads network in the area.

Note that odors (mainly fuel gases) were perceived at Zouk and Jiyeh sites during the field survey because of the storing of fuel at sites to be used in electricity generation.

### 5.5. Noise Levels

Noise can be defined as an unwanted sound. It interferes with speech and hearing. If intense enough, it can damage hearing, or is otherwise annoying. The definition of noise as unwanted sound implies that it has an adverse effect on human beings and their environment. Noise can also disturb natural wildlife and ecological system.

Noise can lead to people feeling stressed and angry. It may interfere with conversations and leisure activities in the home, disrupt activities requiring concentration, and discourage people from using outdoor spaces.

The major source of noise pollution at the project location is expected to be related to office and sites activities. However, the major probable high level of noise intensity are mostly expected at the three major sites at Zouk and Jiyeh power plants and the repair shop at Baouchriyeh site. Noise from transport sector (cars and trucks) impairs people's ability to work, learn in school and sleep, and consequently results in lowered property values in affected areas. As number of cars is increases, noise is becoming even more of a concern.

Noise levels in the some areas of the project were recorded during the site visit at daytime using a decibel meter (result shown in Table 5-3). The average measured noise level (mainly generated from transportation activities and site activities) at sites yards were 71 dB at Zouk, 75 dB at Baouchriyeh and 69 dB at Jiyeh; which is considered as “Moderate” sound levels.

Reading Location	Ref.	Sound Intensity (decibel)
At Zouk site, yard area.	Minimum Value	62 dB
	Maximum Value	101 dB
	Mean Value	71 dB
At Baouchriyeh site, yard area.	Minimum Value	75 dB
	Maximum Value	110 dB
	Mean Value	75 dB

At Jiyeh site, yard area.	Minimum Value	60 dB
	Maximum Value	93 dB
	Mean Value	69 dB

Table 5-3: Noise records on-sites.

## 5.6. Topography description

Project sites areas considered low terrain along coastal areas that are surrounded to the East and Southeast by sets of hills. These hills are intersected by Ouadis of seasonal drainage channel extending SE-NW and SW-NE. The elevation in the areas varies with topography, while it is zero to few meters along the shoreline for Zouk and Jiyeh sites; it can reach 15 m at Baouchriyeh site.

The coordinates of project areas according to Lebanese stereographic projection are (the topography map of each site is located at Appendix 5):

- Baouchriyeh Site: X – 332 480, Y – 28 832 (Upper Corner) and X – 332 516, Y – 29 069 (Lower Corner), with elevation of 15 m above mean sea level.
- Zouk Site: X – 327 439, Y – 19 612 (Upper Corner) and X – 327 847, Y – 20 027 (Lower Corner), with elevation of 1 m above mean sea level.
- Jiyeh Site: X – 347 555, Y –54 776 (Upper Corner) and X – 347 830, Y –55 361 (Lower Corner), with elevation of 1 m above mean sea level.



Figure 5-1: General view for the topographic features in Zouk area, looking North (Google).






Figure 5-2: General view for the topographic features in Zouk, looking West (Google).

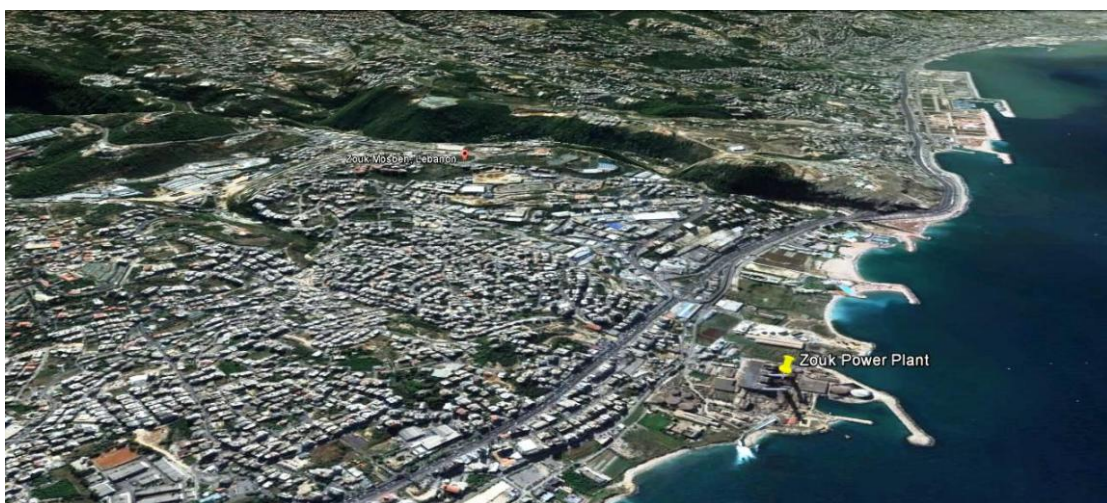


Figure 5-3: General view for the topographic features in Zouk area, looking South (Google).

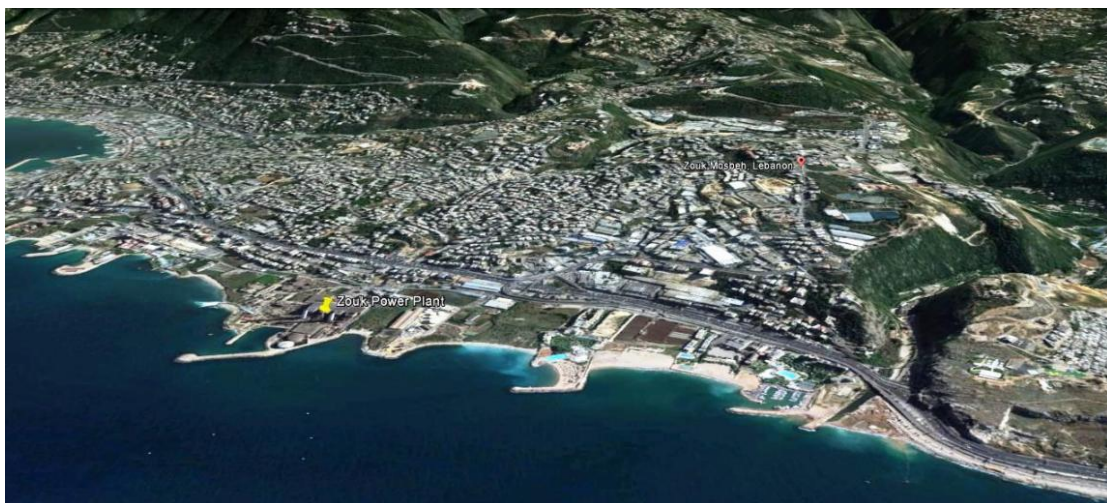


Figure 5-4: General view for the topographic features in Zouk area, looking East (Google).



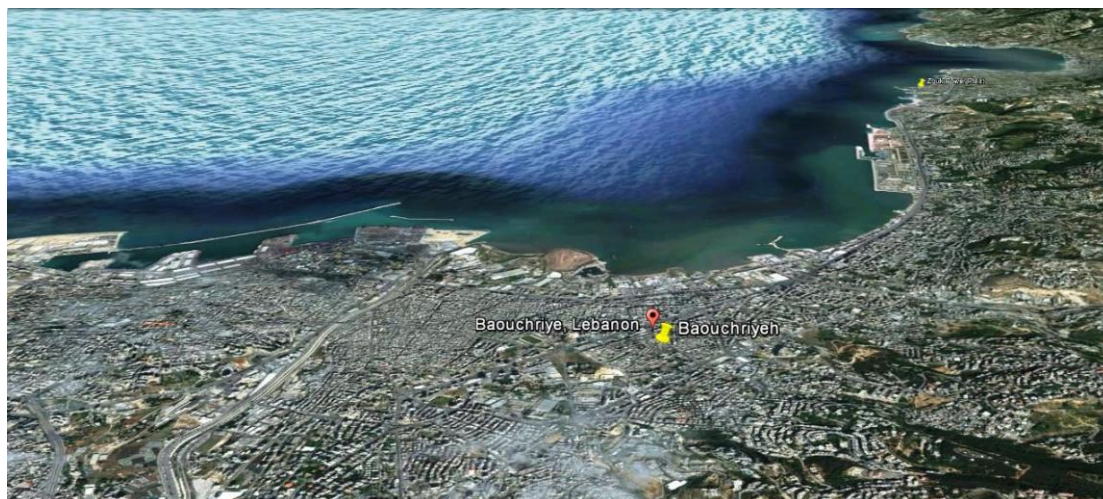


Figure 5-5: General view for the topographic features in Baouchriyeh area, looking North (Google).

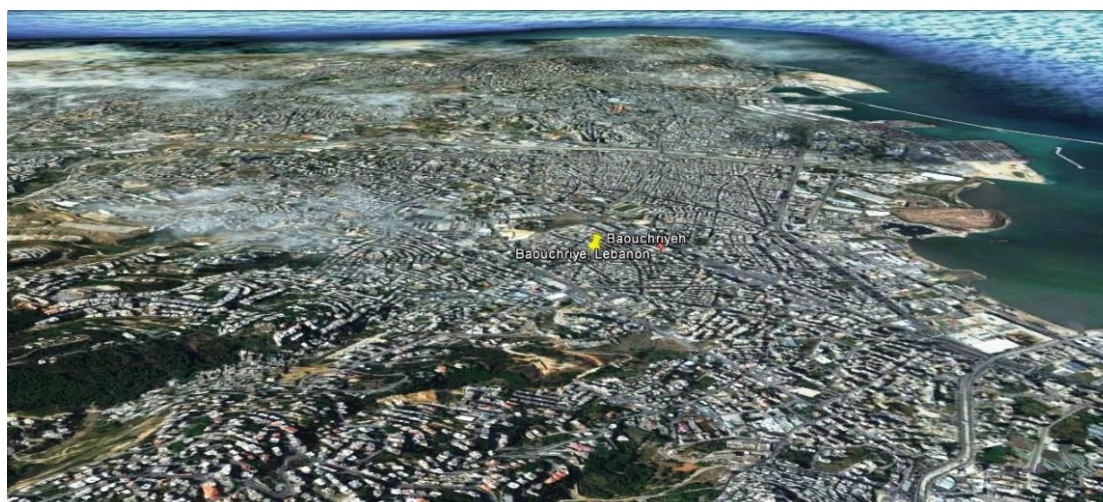


Figure 5-6: General view for the topographic features in Baouchriyeh, looking West (Google).




Figure 5-7: General view for the topographic features in Baouchriyeh area, looking South (Google).



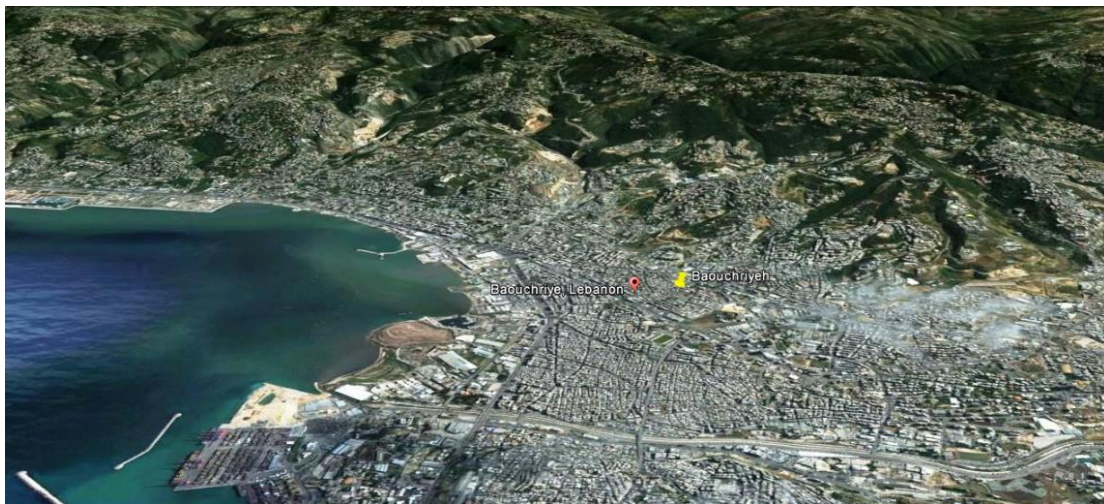


Figure 5-8: General view for the topographic features in Baouchriyeh area, looking East (Google).



Figure 5-9: General view for the topographic features in Jiyeh area, looking North (Google).



Figure 5-10: General view for the topographic features in Jiyeh, looking West (Google).





Figure 5-11: General view for the topographic features in Jiyeh area, looking South (Google).

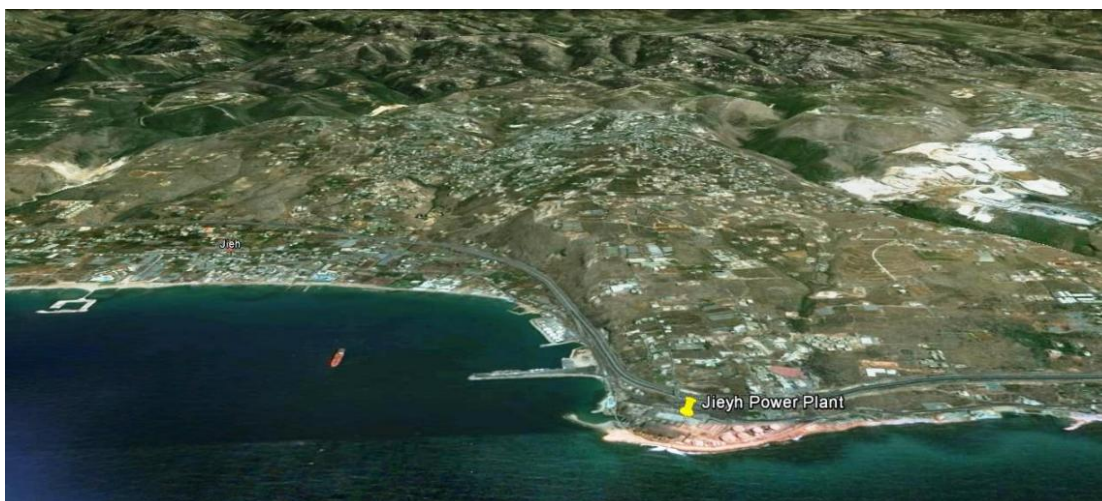


Figure 5-12: General view for the topographic features in Jiyeh area, looking East (Google).

### 5.7. Biological condition of the area

The term ‘Natural Heritage’ comprises indigenous species, habitats, and ecosystems; as well as geological and physiographical elements, features, and systems of the country. The natural heritage is threatened by pollution from solid waste and wastewater, quarrying, and various forms of land degradation (NEAP, Chapter 4).

The natural heritage includes the indigenous species, habitats, and ecosystems; as well as geological and physiographical elements, features, and systems. The following are considered ‘Natural Heritage’ (NEAP, Chapter 4):

- Natural features consisting of physical and biological formations or groups of such formations which are of outstanding universal value from the aesthetic or scientific point of view.

- Geological and physiographical formations and precisely delineated areas which constitute the habitat of threatened species of animals and plants of outstanding universal value from the point of view of science or conservation.
- Natural sites or precisely delineated natural areas of outstanding universal value from the point of view of science, conservation, or natural beauty. ‘Natural heritage’ is thus more comprehensive than the term ‘biodiversity’, as it includes both all forms of life and geological, as well as physio-geographic elements.

The importance of Lebanon’s natural heritage reaches well beyond its borders. The country is endowed with a rich variety of wild life, including many rare and endemic species of fauna and flora. There are, for example, 2,790 species of wildflowers, of which 92 are endemic, i.e. they grow nowhere else. There are also 369 species of birds and 52 species of mammals, of which a high proportion are threatened by extinction. For example, 16 species of birds have not been recorded breeding within the last 20 years. Mammals which have become extinct during the last 50 years include such spectacular species as Syrian brown bear, *Ursus arctos syriacus*; monk seal, *Monachus monachus*; and mountain gazelle, *Gazella gazella*. Millions of soaring birds, especially birds of prey, storks, and pelicans, pass through the skies of Lebanon, especially during fall migration to Africa. The dominant species then are honey buzzard, *Pernis apivorus*; Levant sparrow-hawk, *Accipiter brevipes*; and lesser spotted eagle, *Aquila pomarina*; while large numbers of white storks, *Ciconia ciconia*, pass through in spring. Millions of larks migrate through the northern Bekaa Valley each year.

The reasons for the decline of animal and plant species are numerous. The most important reason is “Habitat Conversion” that has the most serious impact on the population of a certain species, as it is usually irreversible and deprives the affected species of the basis of existence. In addition, habitat conversion may affect not just one, but a number of species in the area.

The areas of the project are highly developed with full-scale construction and equipments at commercial and residential zone that is surrounded by roads and buildings with many adjacent households that do not make for good wild life habitat. Few trees and minor wild plants can be recorded at sites. The areas hold fauna and flora species that are common in Lebanon. No endemic or endangered species are registered on the sites.

In this section, we will be dealing with Natural Heritage of Flora and Fauna along the project sites; where both categories are subject to pressures from human activities. These pressures are amplified by natural elements such as rainfall and topography.

Item “Limitations” (source Biodiversity Manual, Final Draft, July 2005, Society for the Protection of Nature in Lebanon) listed at the end of this section can explain more why most of listed data in “Biodiversity Section” is based on office works and data collection from local people.

### 5.7.1. Flora

In ancient times, Lebanon was known for its rich, dense forests. They were the defining natural asset of the country for millennia. In the arid Eastern Mediterranean, forest-covered mountains serve as ‘water towers’, crucial to the welfare of the large human population in Lebanon and beyond its borders. The preservation of the woodland vegetation cover is a key issue to preserving aquifers used for irrigation and provision of drinking water. An estimated 74% of Lebanon’s surface was covered by forests, and the cedar *Cedrus libani* is part of the

country's mythology and eulogized since biblical times. Today, approximately 243,000 ha, or 13.3%, are covered by forests. These include 136,000 ha of coniferous, broadleaved, and mixed forests; and 106,000 ha of other wooded land. The annual deforestation rate is estimated at 0.4%. Brushland, dominated by the oak *Quercus calliprinos* and the Palestinian pistachio tree *Pistacea palaestina*, is the most abundant woodland and is found in some parts of the coastal strip and on the lower reaches of Mount Lebanon. A mixed forest of conifers, mostly *Pinus brutia* and *Pinus halepensis*, is also found in the west. However, most cedars have been cleared and only small scattered stands are left today, such as the Arz Ar-Rab Forest near Bcharre (NEAP, Chapter 4).

Two vegetation types are found in Lebanon: the Mediterranean Group and the Pre-Steppic Group. The Mediterranean Group consists of vegetation growing in pre-humid, humid, and sub-humid zones, i.e. the oak and pine, the conifer, and the summit zones. Oak, pine, and conifer grow on the western slopes of Mount Lebanon, as well as in the Aakkar region. Both these areas receive large amounts of rainwater. In contrast, the Pre-Steppic Group is found in the rest of the country, with the exception of Jabal Al-Sheikh and the eastern slopes of Jabal Niha and Jabal Barouk. The summit line of Mount Lebanon and its western slopes are covered by degraded shrubs.

Today, woodland resources are rapidly becoming depleted. Problems of deforestation do not date from recent decades, but began more than a century ago with the cutting down of trees without allowing for regeneration. In addition, over-exploitation of wood, fires, grazing in cut areas, and agricultural expansion have aggravated the situation. As long as forest resources were abundant, it was cheap to cut wood for fuel or construction and use the cleared land as rangeland or for settlements. However, this unsustainable process has finally led to a high degree of erosion and loss of productivity of the land.

The main reason for deforestation is the conversion of forests, woodlands, and maquis to other land uses. Large forest areas have been sacrificed for the rapid and often uncontrolled urban expansion, industrial development, and the construction of roads and other infrastructure. The establishment of quarries, which cut deep scars into the forest and woodland landscape, caused further losses. Years of unregulated quarrying have left probably over a thousand abandoned quarries across the country. The conversion of forests has led to a complete destruction of the natural and semi-natural vegetation cover in large areas, and thus to a loss of forest functions. Increased soil erosion, reduced ability of ground water retention, and loss of the function of forests to absorb dust are typical effects.

Population growth and socio-economic development, along with increased urbanization, continue to exert pressure on the country's very limited land resources. In 1963, urban areas totaled 254 km<sup>2</sup>. By 1998, they covered 599 km<sup>2</sup>, or 6.3% of the total territory. That is equivalent to an annual growth rate of approximately 10%. In comparison, this is nearly a third of the annual rate for Metropolitan Paris with a total population of 11 million; almost three times that of Lebanon.

A rapid vegetation assessment of the property was conducted in an effort to document species present. During the assessment, all ecosystem types were surveyed for plants. Because of the homogenous nature of the ecosystem types, the "walk in the woods" approach (Phillips and Gentry 1993, Young, 2005) was employed rather than transects\*. The walk-in-the-woods approach involved crisscrossing the property, usually in a straight line while recording species as they were encountered. "Walk in the woods" was discontinued when no new species were being encountered in the ecosystem type identified. An effort was made to include all life forms (trees, shrubs, vines, herbs).

## **Listing of Plants**

Listings of recorded vegetation during “walk in the woods” assessment for the project site are recorded in Photograph 5-9.

---

\*Transect is a path along which one records and counts occurrences of the phenomena of study (e.g. plants noting each instance). It requires an observer to move along a fixed path and to count occurrences along the path and, at the same time, obtain the distance of the object from the path. This results in an estimate of the area covered, an estimate of the way in which detectability increases from probability 0 to 1 as one approaches the path. Using these two figures one can arrive at an estimate of the actual density of objects.





*Cyclamen persicum*



*Viscous inula*



Wild carrot



*Polystichum Setiferium* (Fougère)







Photograph 5-9: Flora species at project sites (Geoflint 2012)

### 5.7.2. Fauna

In Lebanon, numerous mammals, fish and birds are threatened with local extinction. Two factors of unequal importance affect the disappearance and endangerment of the fauna in Lebanon: loss of habitat and hunting. The first one relates to rapid urbanization, loss of habitat, and habitat alteration. Very often, agricultural work, the use of pesticides, and the drying of swamps, such as the one at Aammq in the Central Bekaa, made a great part of the fauna leave the region and lead to the its disappearance. Generally, loss of habitat is the primary and overriding factor for species loss worldwide. In Lebanon, however, such is not the case for it is the savage overhunting that has become the dominant factor in the demise of species. Hunting relates to the individual behavior of the Lebanese person, hunting being here a factor of the first order in the extermination of existing races in Lebanon.

By listing the animals that might be present at the project site, we are aiming to identify these animals and record their distribution and population conditions in order to highlight the importance of protecting these species and make people more aware of their importance in the ecological system of nature. Mainly reptiles and rodent are what exist at the sites.

#### Reptiles

Reptiles are, mostly, very useful to us, eating pests such as invertebrates, rats, mice even each other. Only very few are dangerous. They are however fascinating, unlike the amphibians they have tough scaled skin and lay eggs with waterproof shells, so they have colonized many

different habitats. They are cold blooded so they regulate their temperature by using the sun, to warm up, and go into the shade when it is too hot. This is a very efficient life style and is estimated that a reptile needs only 10% of the energy provided by its food that the same sized mammal would need. This gives them a huge advantage when it comes to life in impoverished environments such as deserts. However, they do not so well in cold climates as they cannot get their body temperatures high enough. In Lebanon, with its abundant sun, they thrive.

A few Lebanese reptiles are dangerous to humans such as this Viper (*Viper lebetina*), however they are more scared of people than we are of them and so mostly slither away unnoticed if people are around. The Turkish Gecko (*Hemidactylus turcicus*) on the other hand often lives with us, eating flies, mosquitoes and other pests.

All reptiles should be left unharmed. They are important members of the eco system, fulfilling vital functions, they eat smaller (often pest species) and are themselves food for larger animals.

### **Rodents**

Rodentia is the order of mammals known as rodents, characterized by a single pair of continuously growing incisors in each of the upper and lower jaws that must be kept short by gnawing.

Forty percent of mammal species are rodents, and they are found in vast numbers on all continents other than Antarctica, and in all habitats except oceans. Rodents are well represented in Lebanon. Common rodents include mice, rats, squirrels, porcupines, beavers, guinea pigs, dormice, voles, mole rats, Jirds, Jerboas and hamsters. Rodents use their sharp incisors to gnaw wood, break into food, and bite predators. Most rodents eat seeds or plants, though some have more varied diets. Some species have historically been pests, eating seeds stored by people and spreading disease.

Their success is probably due to their small size, short breeding cycle, and ability to gnaw and eat a wide variety of foods. Rodents are important in many ecosystems because they reproduce rapidly, and can function as food sources for predators, mechanisms for seed dispersal, and disease vectors.

### **Listing of Animals**

Listings of recorded animals at project sites as per the assessment for the sites are recorded in Table 5-4. This Table shows the basic information and characteristics of these animals and indicates their impotents and recent situation. The below description is listing of specific characterizes of animals listed in Table 4-4 and Photo 5-10.

- A: Threatened species, locally and globally.
- B: Threatened species in Lebanon.
- C: Unique species.
- D: Species partially or totally related to the area of East Mediterranean.
- E: Species hunted by people.
- F: Common species.

	Type	Reptiles	Reptiles	Reptiles	Reptiles
Names	Latin Name	Laudakia stellio stellio	Ophisops elegans	Mabuya vittata	Elaphe holneckeri
	English Name	Stellion, agama	Snake - eyed lizard	Banded Skink	
	French Name		Lézard à oeil de serpent		
	Arabic Name	حردون	شميسة		افعى
Classification	Kingdom:	Animalia	Animalia	Animalia	Animalia
	Phylum:	Chordata	Chordata	Chordata	Chordata
	Subphylum:				Vertebrata
	Class:	Reptilia	Reptilia	Reptilia	Reptilia
	Infraclass:				
	Superorder:				
	Order:	Squamata	Squamata	Squamata	Squamata
	Suborder:		Sauria		Serpentes
	Superfamily:				
	Family:	Agamidae	Lacertidae	Scincidae	Colubridae
	Genus:	Laudakia	Ophisops	Trachylepis	
	Species:	<i>L. stellio</i>	<i>O. elegans</i>	<i>T. vittata</i>	
	Subspecies:				
Characteristic	Weight				
	Length	Adult size (approx.) 20-22 cm	Adult size (approx.) 15 cm	Total length 20 cm	Adult size (approx.): 100cm.
	Observation	Warm sunny days	Day		Day
	Habitat	Rocky areas, woodlands, 0-2000m	Dry shrub and open woodland, 0 - 1500 m	Bushy, scrubby and rocky places grassy areas and cultivated land.	Varied, 0-1500m
	General Information	Widespread in Lebanon. Very common and easy to identify species with its flat triangular head and spiky appearance Diet: mostly insects	A ground dwelling species very widely distributed in mostly open habitats. Diet: small arthropods	Diet: mainly insects	
	Status	B-E	B	F	B - E

Table 5-4: Listing of basic information and characteristics of fauna species recorded at site.





Photograph 5-10: Fauna species recorded at sites.

### 5.7.3. Limitations

**Limited time:** The process of evaluating the implications of a project proposal on biodiversity interests is potentially very resource intensive in terms of time and cost. Limited time is available to conduct ecological studies since developers very often assign a short period of time to finalize the EIA/ESIA study. This is mainly due to the fact that environmental considerations are only being addressed at later stages of project design and not at the earlier stages. The EIA/ESIA becomes a mere administrative requirement for the developers in order to get a permit for construction. In addition to that, collection of data from the field is insignificant in most cases whenever a short period is assigned for the EIA/ESIA to be completed; ecological surveys are usually carried out at the wrong time of the year and focus on a restricted range of organisms. This time interval is inappropriate for undergoing biodiversity assessments since the process is very season specific; in other words, year-round information on species and habitats should be available to properly assess the significant impacts of the project in all seasons.

**Limited data:** Available data is very limited due to lack of biodiversity monitoring programs. There is a considerable imbalance in the level of information about different species, for example many bird species and higher plants are well monitored and researched, whereas there is little data or information available for a large proportion of invertebrates, bryophytes, and lichens which are important environmental indicators. Limitation in data is even more striking when addressing fauna since the surveying of species is a very tedious and time-

consuming activity, and can rarely be done in the current time-frames for EIA/ESIA studies. In addition to that, few ecologists involved in EIAs/ESIAs have the ability to identify all organisms therefore specialists are needed. Furthermore, ecologists have a tendency to exhibit preference in the animals they cover since the animals may be more charismatic for example studying butterflies and disregarding moths.

## **5.8. Socio-economic Environment - Urban Development - Economical activities**

Regarding this section, only Baouchriyeh site will be considered because this site is within commercial and residential area and because most of the project components will be taking place at this site.

Municipality of Jdaideih (Jdaidet El Matn) - Baouchriyeh - Sadd El Baouchriyeh is located in the Caza of Matn one of Mohafazaht of Mount-Lebanon Cazas (districts). Mohafazah of Mount-Lebanon is one of the eight Mohafazats (governorates) of Lebanon. It's 7 kilometers away from Beirut the capital of Lebanon. It's elevations is of 20 meters above sea level.

Socio-economic information about the area was obtained several sources and studies, as well as from the Central Administration for Statistics and Ministry of Social Affairs.

The municipality area known as "Jdeidet, Al Bouchrieh, Al Sed" is a coastal town of which the surface comes to six squares kilometers approximately, located at the northern entrance of the city of Beirut and is composed of three villages namely Jdeidet El Matn, Al Bouchrieh and Sadd Al Bouchrieh, which have a population of one hundred fifty thousand inhabitants approximately, most of them being of middle and poor classes.

It also includes important industrial zones, electrical company, companies specialized in the stocking of oil and gas which are vital for the supply of Beirut, the Capital, and of most cities of Mount-Lebanon, as well as an important commercial market and a concentration of the main banks of the country.

Historically, the town of Jdeidet, Al Bouchrieh, Al Sed, is the center of the Northern Matn district i.e. the Capital of this district, which is considered as the key point of the department of Mount-Lebanon and comprises the administrative, security and judicial centers of the state. It has become nowadays, in addition to its historical role, one of the main arteries of the region surrounding the administrative Capital Beirut, known as the Great Beirut, which knows a rush and departure of thousand of cars daily, thousands of others crossing it without stopping.

It satisfies the educative and health needs of the population as it comprises thirteen private schools (with about 5,000 students), four public schools (with about 1,000 student), four hospitals and seven dispensaries.

The main industries identified in the area are tourism, commercial, and light to medium scale industries. 3,500 companies are recorded at the area where 137 Companies employ more than five employees

The most dominant economical practices at the area is related to the business and commercial activities, such as: Food, drinks and tobacco industry, Leather and fabrics industry, Printing and publishing, furniture, construction, vehicles and maintenance sales, Hotels and

restaurants, Finance, Computer sector, Health and social care, Social services, Educational and cultural services etc...

## **5.9. Traffic condition**

The transport systems in Lebanon include land transport (mainly road transport), marine transport (sea ports of Beirut, Tripoli, Saida and Sour) and air transport subsystems (Beirut Rafic Hariri International Airport).

The Lebanese road network consisted of 22,000 km of roads in 2001 out of which only 6,380 km (about 30 percent) were classified as paved roads while the remaining 70 percent (about 15,400 km) were un-classified roads which are governed by municipalities (MoE, 2005). The road network suffers from inadequate maintenance, low traffic capacity leading to slow traffic flows and congestion, and poor road safety conditions.

The land transport fleet in Lebanon consists of more than one million registered vehicles. The lack of an efficient, reliable and wide public transport system has necessitated a reliance and eventual dependence on the personal car as the main means of transport within the country. The rate of car ownership of 3 persons for every car is amongst the highest in the world (UN, 2002). The total number of vehicles in 2003 was estimated at around 1,081,477 vehicles. In fact, 52.5 percent of Lebanese households own at least one car, while 47.5 percent do not possess personal cars.

According to the Analysis of Accident Patterns in Lebanon conducted by Dr. Choueiri (year 2010), 50% of road traffic accidents occurred on two-way undivided roads. The least number of road traffic accidents (21%) occurred on divided roads. About three quarters of the road traffic accidents in Lebanon take place on urban roads, due to the fact that, with a centralized government, people are forced to drive to cities to take care of their businesses.

Beirut-Rafic Hariri International Airport (B-RHIA) is the main passenger and goods airport in Lebanon. It consists of two runways, one extending two kilometers into the sea, related taxiways and aircraft stands. Levels of traffic through B-RHIA were around 3.2 million passengers and 60,000 tons of cargo in 2004 (CDR, 2006).

Beirut Port is the main port in Lebanon. Traffic through the port largely consists of goods, while it receives moderate passenger flows reaching 50,000 passengers in 2004. In addition to the four main commercial ports of Beirut, Tripoli, Saida and Sour, there are a number of small ports along the Lebanese coastline primarily used for fishing and leisure purposes, such as Jounieh and Batroun (CDR, 2006).

Two-way undivided paved road can lead to project sites and surrounding residential and commercial area. The road leading to Zouk site is connected to the main highway of Beirut-Tripoli, the road leading to Jiyeh site is connected to the main highway of Beirut-South and the road leading to Baouchriyeh site is connected to the main road of Mirna Chalouhi that leads to the highway of Beirut-Tripoli.

The area sustains a great load during weekdays and heavy traffic jam during weekends, since residence of Beirut traveling from and to the North and South using these highways.

The trucks in the project will be using these roads to transport the contaminated transformers

to Baouchriyeh site (for interim storage) or to Beirut port (for deportation). It is expected that most of the transportation activities will occur during the weekdays and will not involve using the road during the weekends. Such action will reduce the possibility of increasing extra load over the traffic jam.

### 5.10. Land use / Land cover

As indicated in the land use and land cover classification, the project areas are categorized as industrial and commercial areas. The surrounding areas to Zouk site are categorized as sparse urban fabric (to the east), moderately dense urban fabric (to the east), Crops in the field and highway. The surrounding areas to Baouchriyeh site are categorized as Dense urban fabric (east & north), moderately dense urban fabric (northeast & south) and Vacant urban land (north and south). The surrounding areas to Jiyeh site are categorized as port area (marine seafill), Rock shoreline, Sparse herbaceous vegetation, moderate dense herbaceous vegetation, highway and Sparse urban fabric (to the east).

Attached map adopted from Land Cover-Land Use Map of Lebanon Technical Report, June 2003, MoE (Appendix 5) indicate the land use – land cover of the sites and surrounding areas.

### 5.11. Wastewater

Lebanon generates an annual average of 250 million m<sup>3</sup> of domestic wastewater (0.68 million m<sup>3</sup> per day). Most towns and villages lack public wastewater drainage and infrastructure. The mostly commonly used wastewater disposal methods at the household level are traditional concrete-lined sanitary pits and unlined boreholes that are dug into the bedrock. The second method poses a high risk of groundwater aquifer contamination with wastewater through seepage. Less than 68 percent of dwellings have access to public sewage networks. Beirut has the highest rate of connection the public sewage network while Nabatieh has the lowest rate (Table 4-5).

Area	Percentage (%)
Beirut	99.1
Mount Lebanon	74.9
North Lebanon	61.1
South Lebanon	65.7
Nabatieh	17.9
Bekaa	45.7
<b>Average</b>	<b>67.4</b>

Table 5-5: Percentage of housing connected to the sewage network

Since 2000, CDR has started the planning and installation of more than 30 wastewater treatment plants in the different Lebanese regions. Wastewater treatment plants are now at various stages of execution: under construction / under preparation / secure funding. These

are expected to solve the untreated wastewater problem and to improve the quality of surface water, sea water and groundwater (CDR, 2009).

The Ghadir wastewater treatment plant, located south of Beirut, remains the only fully operational wastewater treatment plant in Lebanon since 1997. It covers the southern region of Beirut and its suburbs serving an estimated population of 784,000. It provides preliminary and primary treatment after which the effluent is piped 2.6 km offshore and released into the Mediterranean Sea.

On the Caza level, the following table indicates a comparison of Beirut Caza to other Cazes in Lebanon with respect to the number of water supplies and sources, and the sewer networks connections.

Mohafazah / Caza	Well		Water Network		Sewage Network		Unknown
	Yes	No	Yes	No	Yes	No	
<b>Beirut</b>	3,163	14,118	16,407	874	16,651	630	1,055
<b>Baabda</b>	4,710	29,342	28,326	5,726	31,021	3,031	2,134
<b>Metn</b>	1,051	36,082	36,230	903	21,112	16,021	1,514
<b>Kesrouan</b>	508	23,576	23,657	427	5,772	18,312	789
<b>Jbail</b>	63	15,235	13,631	1,667	1,460	13,838	484

Table 5-6: Water and Wastewater Building Equipment in some Cazes of Lebanon. Source: CAS 2006 (data from 2004).

All project sites are connected to Municipal sewage network.

## 5.12. Solid Waste

It is estimated that Lebanon annually generates an estimated average of 1.56 million tones of municipal solid waste. A daily average of 0.75 to 1.1 kg per capita is generated in urban areas, while the daily average in rural areas stands at 0.5 to 0.7 kg per capita. The annual growth in MSW generation is estimated at 6.5 percent (METAP, 2004).

Municipal solid waste management practices vary in the different regions in Lebanon. Illegal dumping and open burning of MSW are common where most towns or cities operate open dumps within their jurisdictions. Table 4-9 below shows the different management systems of MSW by region. Proper MSW management systems are operational in the GBA, in Zahle and to some extent in Tripoli (MoE, 2005).

In the GBA (project sites are within this category), the MSW management services of street sweeping, collection, sorting, treatment and disposal are contracted out to the private sector Sukleen. The GBA generates 12 percent of the total MSW stream in Lebanon, of which only 15 percent are composted and five percent are recycled. The remaining MSW of GBA is disposed of by land filling in the Bsalim landfill, for bulky waste, or in the Naameh landfill, for inert material. The land filling of 80 percent of the MSW generated in the GBA is dramatically reducing the projected lifetime of the sanitary landfill in Naameh. The Zahle and



Tripoli municipalities also benefit from relatively advanced solid waste management systems (MoE, 2005).

Historically, the waste management sector has been under the jurisdiction of the municipalities in Lebanon. However, the current practices of solid waste management in the Caza of Mount Lebanon comprise the collection of domestic solid waste as well as wastes resulting from street sweeping is performed by Sukleen. The Sukleen firm is charged of collecting, transporting, treating and dumping solid waste, including medical waste. Mainly the treated solid waste are dumped at Naameh dump site.

Outside the GBA, the MSW management is the responsibility of municipalities that collect waste and transport them to open dumps where they are burnt in open air as a means of disposal. The illegal dumping and uncontrolled burning of MSW endangers flora and fauna and their habitats, deteriorates local air quality and creates a nuisance thereby decreasing the quality of life in neighboring areas (NEAP, 2005). Recycling rates of MSW are generally low. In 2004, 77 percent of the total MSW generated in Lebanon was land filled, and only 7.67 percent was recycled.

Area	MSW Management System
<b>North Lebanon</b>	Open dumping and burning, except in five municipalities of Greater Tripoli
<b>Akkar</b>	Open dumping and burning
<b>Mount Lebanon</b>	Covered under the Greater Beirut Area contract except for: the entire District of Jbeil and parts of Aley, Kesrouan, Baabda and Metn
<b>Beirut</b>	Entirely covered under the GBA contract
<b>South Lebanon</b>	Open dumping and burning
<b>Nabatieh</b>	Open dumping and burning
<b>Baalbek-Hermel</b>	Open dumping and burning
<b>Bekaa</b>	Open dumping and burning except for 15 municipalities in the District (Caza) of Zahle which dispose of their MSW in the Zahle landfill

Table 5-7: Summary of MSW management systems in Lebanon by region

### 5.13. Historic and archaeological heritage

All areas in Lebanon harbor the prints of former civilizations and important historical and cultural periods of history. Unfortunately, most of these assets have either been deserted, remain unknown or even vanished. All remaining sites are under the protection of the Ministry of Tourism and/or local Municipalities. There are no historical or cultural attractions at the site proper; however, many archaeological and historical sites can be found in the areas around the project sites.

## 6. IMPACTS EVALUATION

The term polychlorinated biphenyl (PCBs) refers to a class of synthetic organic chemicals that are widely known commercially due to their useful physical and chemical properties. A number of PCBs attributes including fire resistance, low electrical conductivity, high resistance to thermal breakdown and high degree of chemical stability have encouraged the commercial use of these compounds, for almost half a century now, as additives to oils in electric equipments, namely transformers and capacitors.

Recent scientific evidence classified PCB compounds into extremely persistent pollutants once released into the environmental media and emphasized on the toxicity of many PCB-mixtures. PCBs alone are not usually very mobile, however increased mobility can be witnessed when mixed with other chemical components such as oils or volatile compounds. Due to the high specific gravity of PCB compounds (equivalent to 1.5) as compared to that of water (equivalent to 1) and of the oil initially mixed with (equivalent to 0.85), PCBs will sink to the bottom once they find their way into water bodies, thus accumulating in the sediments. As known hydrophobes, PCB compounds can also accumulate in the organic fraction of soil, and in organisms.

The proposed project has the potential to create a range of impacts on the environment as a result of potential releases of PCBs during the implementation phases of its various activities. The purpose of this section is thus to identify and, where appropriate, quantify all of the associated principal potential impacts on the existing environment. The assessment has been undertaken on the basis of information available at the time of preparing this ESIA.

Reference to the report prepared by COWI/ECODIT/Mueller (Table 8.1), the different adverse environmental impacts anticipated during the implementation of the proposed project were listed and summarized based on the different planned activities. This same logic is adopted in the current section to facilitate a comprehensive discussion of these impacts.

### 6.1. PCB inventory updating and completion

Evaluation of the potential and the magnitude of contamination of transformers oil with PCBs entails conducting sampling and laboratory testing activities. Adverse impacts are anticipated at different stages of these activities in the event of poor planning and management as discussed in this section.

#### **Sampling of transformer oil**

Evaluation of transformers' contamination with PCBs will require collection of oil samples from operational as well as decommissioned equipment. In both cases, potential release of PCBs contained in the sampled oil can occur in the event of accidental spill or unintentional contamination of equipment used during the implementation of the sampling protocol. Expected outcomes resulting from such incidents will vary between environmental and occupational health impacts as summarized below:

### 1) Sampling site and/or equipment contamination:

In the event of an accidental spill of liquids contained inside the transformer on the sampling floor, the magnitude of the impacts can vary between significant releases of PCBs into the environmental media and minor impacts all of which can be assessed depending on a number of factors including:

- volume of spilled liquids;
- level of contamination of the spilled liquids with PCBs;
- location of spill (indoors vs. outdoors) and environmental conditions;
- type of flooring available at the location of spill (i.e.: waterproof, washable...);
- speed of response to the spill;
- type of intervention adopted as a response to spill;
- volume of contaminated waste produced as a result of the spill;
- options adopted for the final disposal of the contaminated waste produced as result of the spill;

Considering a worst-case scenario, the adverse environmental impacts associated with a major spill of contaminated oil might include release of PCBs into different environmental media mainly to soil and water bodies. Depending on the proximity of the spill to populated or vegetated areas and the weather conditions, the released PCBs can travel across different media thus affecting a wider range of communities. As persistent chemical compounds known for their bio-accumulation potentials in the fatty tissues, released PCBs can easily travel up through the food though inducing adverse health impacts to affected populations. Since acute exposure to high levels of PCBs through food chain is considered a low probability as compared to chronic exposure to low levels of PCBs, only health impacts related to the latter type of exposure are considered. These include liver damage, reproductive and developments effects and possibly cancer.

### 2) Occupational health risks:

Direct exposure to highly contaminated liquids during the sampling process, especially with the lack of personal protective equipments, will induce the onset of a variety of health symptoms on the affected person depending on the route of exposure and volume of splashed liquids. Acute exposure to high levels of PCBs have been associated with skin rashes, itching and burning, eye irritation, skin and fingernail pigmentations changes, disturbance in liver function and immune system, irritation of respiratory tract, headaches, dizziness, depression, memory loss, nervousness, fatigue and impotence.

It's worth noting that conducting sampling activities from in-service transformers and/or capacitors such as the ones located at Jiyeh power plant may be the source of a major occupational health risk involving exposure of untrained samplers to the threat of electrical shock.

### **Disposal of waste from sampling**

Lebanon still lacks the adequate infrastructure for management of hazardous waste (with the exception of infectious waste) such as waste contaminated with PCBs. Instead, hazardous waste is managed as part of the general waste stream and disposed of accordingly. Since the

project sites fall within the jurisdiction of the waste management firm known as Sukleen (as mentioned earlier) the provided services can be summarized according to the following:

- street collection of the PCB contaminated waste in large open containers;
- transport of waste in rear loading trucks equipped with waste compression mechanisms; and
- treatment of waste through sorting and composting while rejects are sent to sanitary landfills.

A number of adverse impacts are anticipated as a result of the aforementioned system. These are summarized below:

### 1) Environmental Impacts

Management of the contaminated sampling/testing waste generated by the project activities as part of the general municipal waste stream will accentuate the magnitude of the environmental impacts reflected by a significant increase in the volume of hazardous waste due to municipal waste cross contamination. Actually, cross contamination is expected to occur at different stages of *Sukleen's* waste management system including street storage, collection and transport, treatment and final disposal. Since treatment and final disposal methods adopted depends highly on the category of waste being handled at *Sukleen's* facilities – such as recyclables, organics and rejects – absence of adequate measure to handle hazardous waste will lead to quality deterioration of segregated material coupled with increased risk of PCB release into the different environmental media. For instance, potential contamination of the organic portion of the waste is expected to negatively affect the quality of compost produced by *Sukleen*, hence allowing the transfer of PCB compounds from the waste to the soil, especially in agricultural lands, hence introducing PCB compounds into the food chain. In the case of contaminated rejects' landfilling (inside municipal sanitary landfills), PCBs are expected to be released by volatilization or leaching into ground water. The rate of release being highly dependent on the containment medium used within the target landfill.

Another issue to be considered is the release of PCBs into the environmental media as a result of exposing the mixed waste – collected in open street containers – to extreme weather conditions such as heat and rain, thus accelerating the release of PCB compounds into the environment through evaporation or leachate production respectively. Leachate production is also anticipated during transport of waste as a consequence of waste compression inside collection trucks.

### 2) Public health risks

In the absence of efforts to segregate and differentiate PCB contaminated waste from the general stream throughout the adopted waste management system, specific populations are expected to be exposed to unnecessary adverse health risks, namely sampling and testing team, street scavengers, waste collection, transport, treatment and final disposal staff. Exposure can be through different routes including direct contact with the contaminated waste, inhalation or accidental ingestion. The physical symptoms to be experienced are similar to those previously mentioned in terms of acute exposure to PCB compounds.

## **6.2. Dismantling and packing of Askarel transformers and PCB capacitors**

The different activities that might be conducted to dismantle Askarel transformers and PCB capacitors prior to moving them to the designated interim storage sites would include removal and disassembly of the equipment core and parts to facilitate the evacuation and transport processes. Draining of the equipment will be performed at a later stage. During these phases well defined environmental and occupational health risks are foreseen as discussed subsequently.

### **Physical activities**

Owing to the nature of the equipment being handled, the physical activities planned during the dismantling phase are expected to produce a wide range of environmental and health impacts as discussed in this section.

#### **1) Environmental Impacts**

The environmental impacts of concern are associated with accidental spills or fires during the dismantling or transfer of equipment to the interim storage facilities. Impacts of PCB contaminated oil spills were discussed earlier in this report, thus they will not be readdressed in this section. However, in the case of askarel spills, the situation is considerably different owing to the following facts:

- The difference between askarel transformers and PCB-contaminated oil transformers is the PCBs concentration contained in these transformers. In fact, askarel transformers are capable of containing around hundred to thousand more PCBs (in ppm) than PCB-contaminated oil transformers.
- PCB mixtures found in askarel are usually combined with chlorobenzenes to increase the viscosity of these compounds. Once spilled, PCB components of the resulting solvent are easily released into the environment due to the high volatility of benzenes. As a matter of fact, when the benzenes evaporate, the pure PCB resin is deposited along the route as a sticky to brittle layer depending on the matrix, temperatures and type of chlorinated mix used to insulate askarel transformers (such as Aroclor).

When askarel transformers are under consideration, fire accidents are not to be underestimated. The nature and the characteristics of the associated potential atmospheric releases – including dioxins and Furans – are expected to incur serious adverse public health impacts on affected populations. Most importantly, atmospheric pollutants can be transported for long distances, prior to being deposited into other media such as soil and water, depending on weather conditions, thus affecting a wider range of communities. Since the above mentioned pollutants are persistent pollutants, these pollutants are easily accumulated throughout the food chain. Accordingly, short term exposure of humans to high levels of dioxins and furans may result in skin lesions and altered liver functions. Long term exposure is linked to the impairment of the immune system, the developing nervous system, the endocrine system and the reproductive functions.

#### **2) Health risks**

Transformers and capacitors dismantling phase carries major health risks on those involved in these activities. These risks are mainly associated with the size and complexity of the

equipment under consideration and the toxic characteristics of its fluid component among others. A list of the most anticipated occupational hazards is included below:

- Skin contact to contaminated oil over a long period of time can lead to severe dermatitis and skin diseases.
- Oil fumes and special in the case of any accidental fires (dioxins and furans of PCDD/PCDF) can cause eye irritation and breathing difficulties. Such impact could apply to neighbouring communities as well.
- Failure of equipments lift, jack or other lifting techniques may cause severe crush injuries to labours. Also they may suffer injury from unguarded moving parts of metals as well as get cut on sharp edges.
- Labours could get electrical shocks or burns from faulty electrical equipment if not inspected by a trained technician. Electrical faults can also lead to fires.
- Labours could face injuries risk or back pain or pain elsewhere from handling heavy and/or bulky objects
- Labours, project staff and visitors may be injured if they trip over objects or slip on spillages such as oil.

### **Draining and packing of transformers and capacitors**

Poorly managed contaminated oil draining activities can lead to significant negative environmental outcomes due to the associated hazardous chemical spills threat. Spills are also anticipated in the event of poor packing of dismantled equipment and relative parts as well as collected contaminated fluids. In fact, even after equipment draining, residues of PCB contaminated fluids are still expected to be detected on dismantled transformers and capacitors' surfaces, hence the importance of packing those according to international requirements to avoid leaking fluids during storage and transport. Affected environmental media in the case of spills mainly include water resources, soil and air. Associated adverse impacts will not be discussed in this section since they were already addressed earlier in this report.

### **Storage of oil and transformers before shipment**

Interim storage of hazardous material or contaminated equipment is a critical phase considering the potential hazard of leakage in case of poor packing and containment as well as of accidental fires' eruption, especially that storage sites are basically located at proximity of residential and recreational areas. Adverse impacts associated with accidental fires were discussed earlier in this report.

## **6.3. Shipment and destruction of Askarel transformers and PCB capacitors**

Transfer of dismantled equipment and contained fluids within and across sites, in addition to transboundary transport can be of considerable importance in terms of environmental and public health threats. Unanticipated accidents and fires during transport and shipment activities can lead to tremendous damages to packing and containment material leading to hazardous material spills and releases to the environment. Directly affected populations are those involved in the transport and shipment activities as well as ecosystems surrounding the accident site. Both on land spills and fire accidents were discussed earlier.

Moreover, the transformers and capacitors dismantling and cleaning activities that may be commenced abroad, should also be considered as part of the negative impacts created by the project activities. All the above possible negative impacts that are caused by the accidental release of PCB and all injuries and accidents that may happen during the operations are to be taken into consideration by the project. For instance, the release of any non destructed PCB after the treatment of oil by dechlorination or incineration may have similar negative effects to those previously mentioned.

#### **6.4. Establishment of interim storage and PCB treatment (draining, retrofilling decontamination and destruction) facilities for contaminated transformers and oil**

Activities related to the establishment of interim storage facilities within the different project sites aren't expected to trigger any major adverse environmental impacts in the event of availability of indoors storage spaces dedicated for this purpose. The only impacts projected are associated with rehabilitation works conducted to comply with international standards defined for this type of facilities. These are minor impacts since all the works will be conducted indoors such as noise pollution and probably increased traffic. However, it's worth noting that establishment of interim storage facility is critical in the sense of centralizing the source of pollution especially in the event of accidents. Poor management of the interim facility might lead to contaminants spills, injuries due to unstable heavy equipments, toxic fumes releases in case of fires as discussed earlier.

On the other hand, when considering the establishment of draining, retrofilling, decontamination and destruction units within the project sites, the risks of PCBs release are expected to increase as a result of accidental spills. Whatever was the implemented treatment method to destruct the contaminated PCBs, it should be carefully applied to avoid any release of oil or formation of PCCD/PCDF in case of fire. For instance, an non complete and successful dechlorination may lead to release a non destructed PCBs that could contaminate water and soil and negatively affect air quality. Likewise, the exporting or deporting solution could also create similar hazards associated to transportation and possible accidental release.

Considerable occupational health risks are anticipating during the implementation of draining, retrofilling, decontamination and destruction activities especially since these involve exposure to a great deal of to chemical products.

#### **6.5. Management of in-service transformers**

The management activities of in-service transformers are a high risk management as it involves handling of possible contaminated PCB equipments while still in use. Any leakage from such transformers, if not well addressed, might lead to site contamination which eventually will require an emergency response plan for immediate clean up of spill taking into consideration all occupational exposure hazards in terms of fumes inhaling or electrical shocks. After decommissioning of the in-service transformers, these can be transferred at a later stage to the interim storage facility for isolation prior to final disposal. Adverse impacts of contaminated equipments and fluids transfer and storage were discussed earlier in this report.

## **6.6. Remediation of Bauchrieh storage site and other sites (expected activities)**

Controlling environmental degradation associated with years of poor management of PCB contaminated equipment and waste stored at the Bauchrieh site as well as other requires implementation of a number of activities all of which are considered within this project component. Planned remediation activities, however, can be the source of additional burdens on the receiving environment. These burdens are discussed below.

### **Moving the transformers before remediation activities**

The remediation of storage sites will have to be conducted after relocating the uncontrolled stored transformers and capacitors from their current storage sites to the interim storage facilities. Activities such as those discussed earlier in this report including PCB contaminated equipment and fluids handling, relocation, packing and storage are planned under this components which implies the same range of adverse impacts which include mainly PCB spills, workers' exposure to leaking PCBs and injuries due to heavy equipment handling.

### **Removal of contaminated soil and concrete**

Remediation of the contaminated site mainly involves removal of the contaminated matrix, in this case the matrix consists of soil and concrete, to control further impacts on the surrounding due to PCB releases. The different impacts associate with the latter activity are listed and discussed below.

#### **A. PCB in run-off from the site**

In the event of rainy weather during the excavation works, mobilization of the PCB contaminated oil originally trapped within the soil and concrete of the contaminated site is anticipated through run-offs thus creating a new contamination problem around the site of concern in terms of soil and water bodies' quality deterioration. Adverse impacts pertaining the described situation were discussed earlier in this report.

#### **B. Air and noise emissions**

In terms of air quality deterioration due the implementation of the current activity, the most significant impact is reflect through the increased level of dust production on site. The activities listed below are the main source of fugitive dust releases. These include:

- Earth movements and grading activities. The movement and manipulation of earth, such as excavating and loading, has the potential to generate dust; the amount generated is largely dependent on the material's silt content (During construction of interim storage hangars).
- Material loading/dropping into stockpiles or heavy goods vehicles (HGVs). The process of adding or removing aggregate material to a storage pile usually involves dropping and pushing the material onto a receiving surface, either an on-site storage pile or a HGV, using equipment such as front loaders and bull-dozer (During construction of interim storage hangars).
- Vehicle Movements on paved and unpaved surfaces. There is the potential for movement of vehicles around the site areas to generate airborne particulate



emissions. In addition, at site access points overspill of materials such as dirt and sand can occur onto paved highways causing dust emissions from passing public vehicles as well as the traffic itself (During construction of interim storage hangars).

- Abrasion of concrete surfaces that maintain contamination traces by using cold milling machine at the currently used site. The potential for airborne particulates to be generated from abrasion is greatest during hot, dry conditions, high winds and during material handling operations.

Dust emissions vary substantially from day to day depending on the level of activity, the specific operations, and the prevailing meteorological conditions. It is for this reason that an absolute estimation of the quantities of dust generated is considered to be limited in its value, and therefore the assessment focuses on those areas most likely to be susceptible to fugitive dust impacts. Dust emissions from each of the sources described above will be largely dictated by the wind conditions in the area. Summer and winter wind roses have been produced based on meteorological data. Based on the wind rose diagram, prevailing wind direction was shown to West to East, thus potential receptors located downwind of project sites are more susceptible to fugitive dust impacts.

US Environmental Protection Agency (US EPA) research shows that in excess of 90% of total airborne dust returns to rest within 100 m of the emission source, and 98% within 250 m. However, it should be noted that the smaller fractions of dust are likely to travel over further distances as the gravitational settling velocity is much less, and are much more likely to have their settling rate retarded by atmospheric turbulence. These smaller particles, particularly PM<sub>10</sub> and PM<sub>2.5</sub> (particulate matter with an aerodynamic diameter of less than 10 and 2.5 microns respectively) have the ability to penetrate further into the lungs and therefore have detrimental health effects to humans. To be more specific, exposure to particulate matter above acceptable limits might trigger symptoms varying between irritation of the respiratory tract to damages to the lungs depending on the exposure frequency and level. Susceptible populations to increased airborne PM levels include on-site workers and nearby residents. Depending on the weather conditions, these airborne particulates can be transported for longer ranges thus affecting the biological and physical environments of the neighbouring areas.

Other types of air emission expected to be released on the project site mainly include diesel and gasoline combustion products emitted by the machinery and vehicles operated during the implementation of the project activities. Proper maintenance of equipment will limit these releases. In all cases, such emissions have minimal impacts since they are limited to the project site.

In terms of noise production, disturbance will be temporary. Unfortunately, expected noise levels can't be evaluate due to the lack of relevant data such as the type and number of heavy machinery to be used as well as schedule of operations. However, considering the nature of machinery to be used, it is likely that even small-scale loading or unloading works will at some point lead to ambient noise limits being exceeded in close proximity to the site. Overall the vibration and noise impacts generated by the project will likely have a minor to moderate impact on existing inhabitants and visitors to the Site.

### **Establishment of interim storage for contaminated soil and concrete**

Extraction of the contaminated soil and concrete from the Bauchrieh site will generate a significant amount of hazardous waste that requires special attention during storage to prevent reintroduction of PCBs into the environment through leaching especially if not well contained. Adverse impacts related to PCB leachate were discussed earlier in this report.

#### **6.7. Remediation of the Baouchriyeh well**

Remediation of the contaminated well, currently used for dumping of PCB contaminated oil waste, is considered a complex activity. Various potential adverse impacts are anticipated during the implementation of this activity if poor planned and managed.

#### **Emptying of the well**

Contamination levels anticipated within the Bauchrieh well differs depending on the media under consideration. Three of these are found inside the well namely contaminated sediments at the bottom of the well, floating contaminated oil and contaminated water trapped between the two latter medium.

Extraction of the different contaminated medium from the well during the wet season would increase the risk of run-off of contaminated water into the sewer system installed onsite due to cross contamination during operation or as a result of major spills. In the absence of wastewater treatment facility onsite, contaminated wastewater is expected to be collected within the general collection network and diverted toward sea discharge hence transferring the contamination problem from the Bauchrieh site toward the Mediterranean sea. Associated adverse impacts will be translated into disturbance of the marine ecosystem, deterioration of the seawater quality, accumulation of PCB in sediments, sea vegetation and fatty tissues of sea organisms.

During the extraction of contaminated sediments deposited at the bottom of the well, there is a high risk of creating a borehole at the bottom of the well accelerating as such PCB contamination of the groundwater, a problem that can't be reversed easily.

Last but not least, during the well emptying activities used machinery and equipment are expected to be contaminated with significant levels of PCBs through direct contact. Two main issues will emerge subsequently:

- The necessity to decontaminate the equipment before exiting the site to prevent recontamination of the site or the neighboring environment; and
- Containment of the polluted wash water to be handled and stored within the interim storage facilities as PCB contaminated fluid to prevent contaminated run-offs.

#### **Disposal of PCB contaminated waste from the well**

Contaminated sediments removed from the bottom of the well contain significant amount of askarel, which requires stricter management measures to prevent high level recontamination of the surrounding during implementation phases of the project. Adverse impacts associated with accidental spills of askarel waste were discussed earlier in this report.

## 6.8. Summary of Impacts

The environmental impact likely to occur due to the presence and further handling and storage of PCB containing materials is pollution of soil, groundwater and human health. This is likely to occur as a result of leakage or accidents. The presence of PCB containing materials may already have led to soil and groundwater contamination at location of equipments containing PCB.

Indirectly these effects may give rise to toxicological effects both for terrestrial fauna and flora and for aquatic biota. As a result fauna and flora may undergo an impact from PCB handling, transport and storage activities.

The management of PCBs may also result in production of wastes (possibly PCB contaminated) that should be managed in a proper way. Noise resulting from management, transportation and storage of PCBs is expected to be minimal. Only the construction of a storage facility or transport activities may produce notable noise.

Risk to human (health and safety) can be the result of direct exposure and/or the consequence of exposure upon dispersion of PCBs. Direct exposure can occur to workers being exposed directly to fumes or through contact with PCBs during handling or as a result of leaks. Inhabitants living nearby the project site and workers can also be exposed to PCBs through air pollution, soil pollution or pollution of groundwater. In an extreme case, impacts can occur from eating foodstuff in which PCBs from leaks have been accumulated. It should be stressed here that proper management should improve the health situation and minimize burden to human.

Nuisance impacts from PCB management activities will be limited to some increased traffic due to transport and maybe some noise and dust from traffic. The main potential impact of the transport activities are the releases of PCB in the case of leakages from the transport containers and the dispersal of PCBs in the case of accidents. Whereas leakages may be easily controlled and represent a minor risk, accidents may lead to major releases, to exposure of the environment and to exposure of the involved personnel and the general population. In the worst case, the truck is involved in a traffic accident, the PCB is released from the containers and the truck (or other involved vehicles) catches fire, which results in the formation of dioxin and furan from the released PCB.

Where impacts are considered to have a low, moderate or high adverse effect, mitigation measures will be developed in order to reduce, minimize or if possible eliminate such effects. Furthermore, when impacts have a negative effect, it is important to identify who is considered as a receptor as in the case of site workers, personnel protective equipment could be provided to minimize the effects of the identified impacts. The below Table 6-1 identifies the intensity, duration, and receptors of each expected impacts during project operation.

Impact	Presence of PCB containing materials	Testing equipment	Handling oils, materials and waste (packaging, labelling)	Temporary storage	Transportation	Final disposal of PCB containing equipment, oil and waste (Abroad)	Sites Remediation
Water and aquatic resources							
Ground water contamination	X*	X**	X	X	X	X	X
Surface water contamination	X	X	X	X	X	X	X
Soil and waste							
Soil contamination	X	X	X	X	X	X	X
Waste production	X		X	X			X
Climate, air and noise							
Air emissions of POPs	X			X			X
Dust formation				X	X	X	X
Noise production					X	X	X
Ecosystems							
Loss of ecol. valuable areas					X	X	
Ecotoxicity to terrestrial life	X		X				
Ecotoxicity to aquatic life	X		X				
Man and his social economic living environment							
Direct health risks (direct exposure)	X	X	X	X	X	X	X
Indirect health risk	X			X	X	X	X
Nuisance (dust, noise)					X	X	X
Social effects (employment)			X	X	X		X
*Potential environmental impact **Potential environmental impact not likely to occur.							

Table 6-1: Summary of project impacts.

The evaluation of the impact magnitude was conducted while taking into consideration the below listed factors:

- Extent or spatial scale of the impact
- The duration of the impact

- The potential to mitigate negative impacts
- The intensity or severity of the impacts, based on the conservation value of the receiving environment

These above factors are reflected in the category interpretation provided in Table 6-2.

<b>Nature and Scale of Impact</b>	<b>Interpretation</b>
Positive Impact	Positive impact on the physical, biological or human environment.
No Significant Impact	No discernable negative or positive impact on the physical, biological or human environment. No mitigation required.
Minor Adverse Impact	Local (within boundary of project area) Short-term (quickly reversible, less than project lifespan). High potential to mitigate negative impacts on the physical, biological or human environment to the level of insignificant effects. Disturbance of degraded areas with little conservation value. Minor changes in species occurrence or variety. Simple mitigation measures may be needed to minimise impacts.
Moderate Adverse Impact	Medium range (beyond site boundary but restricted to local area). Medium-term (reversible over time, duration of operational phase). Potential to mitigate negative impacts on physical, biological or human environment. However, the implementation of mitigation measures may still not prevent some negative effects. Destruction/Disturbance of areas with potential conservation value. Complete changes in species occurrence or variety. Mitigation measures will help minimise impacts.
Adverse Impact	Widespread (far beyond site boundary). Long-term (permanent or beyond decommissioning). Largely irreversible impacts on the physical, biological or human environment. Disturbance to areas of high conservation value. Destruction of rare or endangered species. Mitigation is required.

Table 6-2: Interpretation of Impact Categories used in the Impact Assessment.

## 7. ANALYSIS OF ALTERNATIVE

This section assesses the project alternatives for dealing with the PCBs stockpiles in Lebanon. These alternatives have been extensively discussed along the last years in the country, particularly during the development of Sustainable POPs Management Project and during the PCB inventory preparation. The two major alternatives, which are discussed below are the “Do-Nothing” scenario and “With Project” option. The project alternative will support on-the-ground investments for environmentally safe disposal of PCBs, building institutional capacity for sound management of PCBs; and raising public awareness on PCBs risks.

### 7.1. “Do Nothing” Scenario

The “Do-Nothing” scenario represents the current situation of PCB in the energy sector where no safeguarding measures for PCB management are undertaken by EDL. This alternative is to be rejected because it will entail serious threats to human health and the environment from PCB releases to the nature, occupational exposure, cross contamination, burning of PCB-contaminated oil or releases from contaminated sites.

In fact, the development of a hazardous waste management system in Lebanon is still in its preliminary phase. Current national legislation does not require the holders of PCB-containing power equipment to identify and label it accordingly which hold back any further management and disposal of it. Finally, the country (including the government and EDL) does not have the technical and human capacity and financial resources to solve the problem of PCBs.

Therefore, the consequences of “Do-Nothing” scenario will be the following:

- 1) Transformers are dismantled and drained without the use of personal protection equipment;
- Transformer oil is retro-filled into transformers without testing for PCB (risk of cross contamination);
- Transformer oil is sold as fuel and discarded transformers are sold to scrap dealers without testing for the presence of PCB;
- No management and safety plan exist, not even for the Askarel transformers;
- Leaking Askarel transformers and PCB-containing capacitors are stored outdoors without any measures for the prevention of leakages to the ground;
- Old transformers and capacitors will be sold as scrap metal that will be handled and reused with no decontamination measures;
- No measures are taken for the prevention of water draining into the contaminated well or draining of contaminated water to the sewage system.

Considering the overall risks and the priorities set in the Stockholm Convention, the proposed project for PCB management in a safe environmental manner should be implemented in Lebanon.



Photograph 7-1: Contaminated oils leaking from an out-of-service transformer at Zouk PS.



Photograph 7-2: Used oil being disposed in an old water well at Baouchriyeh site.

## 7.2. Project Alternatives

This section assesses the project alternatives for the management of in-service and out-of

service PCB-containing equipment and PCB-contaminated sites in order to determine the best method for achieving the project objectives.

The project will be a major contribution to:

- Eliminating/minimizing the risks of further releases of PCBs from leaking storage sites by ensuring their safe recovery, transportation, storage and disposal;
- Remediating the selected PCB contaminated sites;
- Building institutional capacity to manage PCBs in an environmentally sound manner;
- Raising public awareness of PCBs' risks to the environment and human health;
- Lebanon's capacity to comply with the requirements of the Stockholm Convention.

This assessment considered various management options for the project design. Several parameters were identified as critical to the overall environmental impacts, namely disposal options, interim storage facilities, methods of collection, packaging and storage, ways of transportation as well as management of contaminated sites. The options considered and conclusions reached are provided below.

### **7.3. Site Remediation – contamination treatment**

The handling and treatment methods of contaminated soil can be categorized into the following approaches:

#### In-situ treatment

- 1) Leave the sediments in place after capping (covering) contaminated sediments at their original location. The cap may be constructed of clean sediments, sand, gravel, or may involve a more complex design with geo-textiles and liners. The most suitable condition to ably such solution is mainly related to various impotent issues as such; suitable capping materials are available, hydrologic conditions will not disturb the site, bottom will support the cap and the area not amenable to later excavation action. Even though, this method is of low cost, still it may have major disadvantages since such sites may be excavated later and it will require a water quality-monitoring programme.
- 2) Using a chemical treatment of contaminated sediments by neutralizing, precipitation, oxidation and chemical dechlorination. Still, such method has a great disadvantage since the treatment reagents themselves are toxic, or as a result of potentially toxic degradation products and it is difficult to ensure that the treatment reagents are completely mixed with the contaminated material.
- 3) Ground freezing process that involves placing refrigeration probes in the sediments at close intervals and cooling them from a potable refrigeration unit. the Ice crystals grow until they coalesce and form a wall of frozen sediment. This treatment method is most appropriate for small volumes of contaminated sediments. Moreover, this process is extremely slow since each probe can freeze only a small zone about 1.5 feet in diameter, costly because of high energy requirements, and not suitable for large volumes of contaminated sediments.



### Ex-situ treatment

- 1) Dechlorination process that involves heating and mixing the contaminated soils, sludge, or liquids within an alkali metal-hydroxidebased polyethylene glycol reagent in a batch reactor. Such treatment costs may range from US\$200-500 per cubic yard (USEPA, 1990h). this method is effective in detoxifying specific types of aromatic organic contaminants, particularly dioxins and have a high removal efficiency of PCBs. The disadvantage of such treatment is that the residue wastewater may require treatment before disposal.
- 2) Soil washing is a water-based process for mechanically scrubbing excavated soils and sediment to remove contaminants. Soil washing removes contaminants from sediment by either dissolving or suspending them in a wash solution. Treatment costs range from US\$200-400 per cubic yard (USEPA, 1990k). This method is most effective on coarse sand and gravel and least effective on clay and silt. The disadvantage of such treatment is that it cannot efficiently treat fine particles, low-permeability packed materials, or sediment with high humic content.
- 3) Thermal Treatment – Incineration is the most widely used treatment method for destroying organic contaminants. Three common incineration systems are rotary kiln, circulating fluidized bed and infrared. Organic contaminants are volatilized at temperatures greater than 1000F in the presence of oxygen resulting in combustion and destruction of the contaminants. Treatment costs range from US\$475-1,350 per cubic yard. The incinerators typically achieve greater than 99% destruction for organics but it is not effective on heavy metals and considered expensive if compared to other treatment methods. It also requires an additional treatment of by-products similar to residue contaminants in ash, gaseous emissions and wastewater.

### Disposal

- 1) The disposal of the contaminated sediment in a controlled landfill to be covered in the manner that isolates them from the environment. The disadvantage of such treatment method is that the landfill space in Lebanon is limited and large amount of contaminated sediment may not be allowed. Also, this will subject a new site for the risk of contamination in case of any accidental leaching either during transportation or during land-filling.
- 2) Open sea disposal of the contaminated material to designated marine disposal sites. Even this method is considered a low cost operation, but still seriously contaminated sediments needs special treatment before disposal that we lack in Lebanon and it is a double handling activity.

As a conclusion and in comparison of the above stated methods for contaminated sediments treatment the ex-situ Dechlorination process will be considered the most appropriate since it have a high removal efficiency of PCBs with the a moderate cost value. Still, other methods may be an adoptable option depending on the site conditions and PMU later considerations.

### **7.4. Packing options**

Packaging of PCB-containing equipments, oils, contaminated sediments and wash water can

provide two major principles. It is practical to detach contamination from non-contaminated substances, and it is essential to prevent leaching or dispersal of PCBs in the environment during the waste storage and/or treatment.

According to the waste nature, various packing techniques may be applied. If the waste is liquid then barrels and drums are used. Such containers should be clearly marked to indicate the contained wastes and to make sure not to be reused for non-contaminated wastes unless it is treated. Other type of solid material can be contained either in closed area (equipments) or also in barrels and drums (sediments). Isolating the contaminated items without packing it is not a preferable option, as it may be destroyed or get mixed with other non-contaminated materials causing more contamination dispersion.

Professional companies or organizations experienced in waste handling should be the parties that are entitled to conduct the collection of PCB-wastes and handling of hazardous substances to avoid possible accidental leaching of contaminants. Contracted domestic wastes collectors are should not be allowed to collect any PCB-wastes to avoid the risks on public and labor health.

## **7.5. Disposal Options**

As part of the project, PCB out-of-service equipment will be collected, inventoried, repacked and stored.

Given the presence of two categories of out-of service PCB-containing equipment, disposal options considered for high-content PCB equipment (Askarel transformers and PCB-containing capacitors) are provided separately from disposal options regarding PCB-contaminated transformers and transformer oil.

### **A. Disposal options of High content PCB equipment**

The following disposal options have been proposed for the elimination of high content PCB equipment in an environmentally sound manner.

#### **Local disposal facility**

This option proposes the construction of a permanent facility for the treatment of hazardous waste in general where high content PCB equipment will be disposed. However, this method is not considered for the following reasons:

- No present plans exist to establish this facility in Lebanon and neither in cooperation with neighboring countries,
- Time span for operating exceeds the time limits of the FSP.

#### **Local incineration**

Mobile incinerator is proposed to be used for the elimination of high content PCB equipment. High-temperature incineration is a common technology for the destruction of high concentration PCB waste. In addition, it will be necessary to establish a facility for the pretreatment of the equipment. However, this option is not recommended for the following reasons:

- High cost of the pretreatment facility,
- Time span for operation do not meet the time limits of the FSP,
- Option not been enough assessed.

### **Exportation to licensed facilities**

The high content PCB equipment is shipped by sea to a licensed facility abroad in accordance with the requirements of the Basel Convention. It is proposed that the entire operation including packaging, transport, dismantling and cleaning of transformers and the final disposal will be the responsibility of a Contractor selected on the basis of an international tendering procedure. This option is recommended to be implemented.

Shipment of high content PCB stocks to a European country for incineration at a licensed facility is being the favored disposal option which is recommended to be implemented.

If carried out correctly, the primary environmental impact of this project will be significantly positive. The operation will remove large quantities of PCB equipment of highly toxic chemicals.

### **B. Disposal options of PCB contaminated transformer oil**

The selected method for disposal of contaminated oil is highly influenced by the total amount of oil available for treatment which in our case, it corresponds to a quantity ranged between 330-460 tons of contaminated oil, currently present in Baouchriyeh site.

The following options are considered the most likely methods for disposal of PCB contaminated oil:

- In-country disposal facility using dechlorination unit (either buying or renting a unit);
- Co-incineration in local cement plant;
- Out-of-country disposal abroad (incineration or dechlorination).

### **In-country disposal facility using dechlorination unit in Lebanon**

The Dechlorination technique proposed to be used is a sodium reduction technology. The selected system is a mobile unit which has a capacity to treat 3,000 liters of PCB contaminated oil per day (2.7 tons)

As described by the Basel Convention guidelines, alkali metal reduction involves the treatment of wastes with dispersed metallic alkali e.g. sodium. Metallic alkali reacts with chlorine in halogenated non-aqueous waste to produce salt and non-halogenated waste.

For the sodium technology, pre-treatment should include dewatering to avoid explosive reactions with metallic sodium. Drying of oil is normally accomplished to achieve moisture content far below 50 ppm. This is normally done using the vacuum degasser that is also used for the regeneration of the dielectric properties of the oil. Several units exist already in Lebanon.

After the reaction, the by-products can be separated out from the oil through a combination of filtration and centrifugation. The by-products of the reaction are most often a salt solution

that contains some oil and biphenyl polymer. Dioxins and furans have been shown to be below levels of concern.

The residue can have a high pH because of the presence of NaOH (sodium hydroxide). A small amount of sludge is generated which contains both sodium chloride and the solidified polymer with some oil and water; it is normally solidified and directed to an approved landfill. The process does not produce waste classified as hazardous waste.

Two operation options have been proposed to be considered in Lebanon. The first is to establish a permanent facility by buying a dechlorination unit whereas the second is the operation of a unit by a contractor for a limited period of time.

### **Permanent dechlorination facility**

The permanent facility may either be operated by EDL staff or the unit may be operated on a contractual basis by one of the companies providing transformer repair services. Matelec and LES companies express interest in some cooperation but they do not have commercial interest in running a PCB dechlorination unit (COWI-ECODIT, 2011).

So it is more likely that the unit should be run by EDL staff and located in Baouchriyeh. The solution would require a strong commitment from EDL in operating the unit also beyond the time limit of the FSP. As running the facility is a complex hazardous waste management operation, staff will need extensive training and the operation will be highly dependent on the continuity in the trained staff.

### **Dechlorination facility for a limited period of time**

Based on the update inventory, at least one manufacturer has accepted to operate a sodium technology unit on a rental basis by an own expert and local assistance (COWI-ECODIT, 2011). The proposed unit can de-chlorinate around 3,000 liters per day of contaminated oil and will be located at Baouchriyeh site. Therefore, this unit will be operated for about 7 month in Lebanon to dechlorinate the present quantity of contaminated oil (395 tons). The dechlorinated oil, if not treated further through Fuller's Earth unit, could be sold as fuel.

The advantage of having a facility operated for a relatively short time by a contractor is that the facility is run by an experienced operator. The disadvantage would be that higher storage capacity is needed if contaminated oil collected over a period of two years is to be treated within a period of 5 months.

### **Fuller's Earth facility**

The fuller's earth system is additional system that could be added to the dechlorination unit in order to recycle the decontaminated oil as well can be used in the two options. In fact, Fuller's Earth is a claylike earthy material that can be used to decolorize, filter, and purify animal, mineral, and vegetable oils.

However, the local solution in all its options is not so favored to be selected as a disposal option for contaminated oil for the following reasons:

- Possible difficulties and unexpected costs of the implementation. As mentioned, one manufacturer has indicated interest in considering operating a facility on a rental basis (COWI-ECODIT, 2011).
- Number of uncertainties regarding the feasibility of the option;

### **Co-incineration in local cement plant**

Co-processing of hazardous waste in cement kilns has been practiced for more than 30 years and is acknowledged to be feasible for sound hazardous waste treatment in both EU and US regulation. The temperature in the kiln and the residence time is sufficient for the destruction of the PCB as demonstrated by many tests around the world.

One of the main issues when burning PCBs in cement kilns is the possible formation of dioxins and furans. In general, disposal of PCBs in cement kilns is limited compared to disposal in waste incinerators and dechlorination processes. The reason seems to be the need of investments in better flue gas treatment, need for facilities and procedures for the storage and feed of hazardous material, costly tests of performance and general public (NGO) resistance against the use of cement kilns for hazardous waste disposal.

There are three cement companies in Lebanon which may be possible to co-incinerate PCB-contaminated oil in their kilns. However, none of the companies has so far expressed interest in disposal of PCBs in the kilns (COWI-ECODIT, 2011).

Unless one of the cement companies expresses clear interest in investigating the possibilities of co-incineration of PCB-contaminated oil and doing test burns, it is proposed not to go further with this option.

### **Exportation of PCB-contaminated oil and transformers**

The exportation to licensed facilities abroad in the same way as proposed for the high-content PCB waste is another option. Even though the PCB concentration may be 1,000 times lower than for the high-content PCB waste the rules and regulations for the transport will be the same.

The advantages of this option are that it is simple with respect to the organizational setup and the risk of unsuccessful project implementation will be small. Similar to the high-content PCB equipment, all operations will be undertaken by an International contractor supervised by a Consultant. The disadvantages are that the option may not be cost-effective in the long term and the experience in the management of the contaminated oil will be limited during the implementation of the FSP.

On the other hand, the disadvantages of this option may be described as such:

- Many risks could associate the operation either during the land or sea transportation in terms of accidental spillage and/or occupational exposure risks.
- The risk that the remaining contaminated oil will not be disposed of after the FSP has stopped
- The need for relative large interim storage capacity for contaminated oil

## **7.6. Conclusions for Lebanon concerning disposal of PCB-contaminated transformer oil**

The below table (Table 7-1) provides an analysis of the above disposal options which select the disposal option as the most appropriate solution for removal of contaminated transformers and oil.

However, it is important to note that the PCB Inventory Update and Project Preparation Study indicated that buying a dechlorination unit for low-level contamination could be a recommended treatment that pays off investment. *“A sodium technology would, for the smallest unit, cost around \$700,000 including delivery and local training of staff for further operation. The capacity of the unit is about 3,000 liters a day (about 2.7 tons)”* the report suggested that such facility is either to be operated by the EDL staff or by one of the companies providing transformer repair services on contractual basis.

As a conclusion, this option of a local solution has still a number of uncertainties regarding the feasibility of the option and possible difficulties and unexpected costs of the implementation. Accordingly, the report suggested that a detailed feasibility study should be conducted as one of the first activities of the full size project. The feasibility study should evaluate all costs elements and based on contact to manufacturers of the dechlorination technologies and hazardous waste companies providing services using these technologies globally assess the companies' interest in providing the services (PCB Inventory report, 2011).

Criteria	Disposal abroad	Buy dechlorination facility, without Fuller Earth	Buy dechlorination facility, with Fuller Earth	Rent dechlorination facility, without Fuller Earth	Rent dechlorination facility, with Fuller Earth	Co-incineration in cement plants
Relative Financial Costs	Medium	High	Medium	Medium	Medium	Not Estimated
Technical Capacity	Sufficient	Insufficient	Insufficient	Sufficient	Sufficient	Sufficient
Human Capacities	Sufficient	Insufficient	Insufficient	Sufficient	Sufficient	Insufficient
Time needed	Medium	Long	Long	Medium	Medium	Long
Social Risks	Low	Low	Low	Low	Low	High
Environmental Risks	Low	Medium	Medium	Medium	Medium	High
Probability of implementation Success	High	Low	Low	Medium	Medium	Low
<b>Description</b>	This option provides a suitable solution to the PCBs problem in Lebanon at reasonable cost, with low-to-medium environmental and low social risks	Lacking of local technological and human capacities.  low-to-medium environmental and low social risks	Lacking of local technological and human capacities.  low-to-medium environmental and low social risks	Need for relative large interim storage capacity  low-to-medium environmental and low social risks	Need for relative large interim storage capacity  low-to-medium environmental and low social risks	Lacking of local human capacities  No business interest from local cement companies  Very high social and high environmental risks

Table 7-1: Analysis of the disposal options.

## **8. ENVIRONMENTAL AND SOCIAL MANAGEMENT PLAN**

The proper implementation of a comprehensive Environmental and Social Management Plan (ESMP) will ensure that the proposed project meet regulatory and operational performance (technical) criteria.

The ESMP has been prepared in accordance with the World Bank's Operational Policy 4.01 on Environmental Assessment, Annex C – Environmental and Social Management Plan. The Operational Policy notes that for projects involving rehabilitation, remediation of existing environmental problems may be more important than mitigation and monitoring of expected impacts. However, the ESMP focuses on mitigation of possible impacts of the project activities.

The project is essentially a clean-up and contamination prevention operation which brings substantial environmental and health benefits. The project itself includes monitoring components such as establishment of wells for the monitoring of groundwater contamination.

The ESMP is intended to form the background of the Contract Conditions of the Contractors which will carry out the physical operations. A Project Management Unit (PMU) will be established within the Ministry of Environment and will be responsible for supervising that all project activities are in accordance with the current environmental legislation.

### **8.1. Objectives of the ESMP**

Environmental management is essential for ensuring that identified impacts are maintained within the allowable levels, un-anticipated impacts are mitigated at an early stage (before they become a problem), and the expected project benefits are realized. Thus, the aim of an ESMP is to assist in the systematic and prompt recognition of problems, encouraging effective actions to correct them and ultimately achieving the goal of good environmental performance. A sound understanding of environmental priorities and policies, proper management of the project (at the level of the administration), knowledge of regulatory requirements and keeping up-to-date operational information are fundamental to ensuring an effective and satisfactory environmental performance.

The ESMP endeavors to set mitigation and monitoring measures, so minimizing and if possible eliminating the potential negative impacts of the proposed project. Furthermore, the ESMP provides the main capacity building and institutional strengthening requirements to ensure proper management and implementation of the plan.

The proposed project involves the handling, packaging, transporting and disposal of hazardous chemicals and wastes, as well as the remediation of sites contaminated with hazardous chemicals. As the FSP is a GEF-financed project, requirements of the Stockholm Convention on Persistent Organic Pollutants (POPs) have been taken into consideration.

The description of mitigation procedures and the ESMP focus on Component 2 and Component 3 of the FSP and which deal with the management and destruction of PCB-



containing equipment and remediation of PCB-contaminated sites.

All the proposed mitigation measures shall be implemented by the contractor as part of the contract requirement and clauses, thus it should be included in the Tender documents. The Contractors will be required to develop internal ESMPs for the project taking into account all of the requirements of the project ESMP, and will be required to have in place an Environmental Management System (EMS) that can effectively implement the necessary mitigating measures.

## **8.2. Mitigation Measures**

As part of the ESMP, mitigation refers to the set of measures taken to eliminate, reduce, or remedy potential undesirable effects resulting from the operation of the proposed project. Generally, mitigation are to be considered in all the developmental stages of the project, namely, the site selection process, as well as the design, construction, and operation phases. Once set, tender documents should clearly describe mitigation measures and level of workmanship that need to adopt by the contractors and operators.

The objective of the mitigation plan is to identify the possible actions to minimize the significance of the impacts presented in the impact assessment section. An environmental manager at the site in cooperation with the site operator should ensure that the proposed mitigation measures are implemented hence minimizing the negative effects of the activities on the surrounding environment. The proposed mitigation plan specifies the general approach that will be followed to reduce any impacts discussed in section 6 based on the planned project components and activities.

### **8.2.1. PCB inventory updating and completion**

Updating the previously conducted PCB inventory at the early stages of the project allows a more comprehensive implementation of the planned activities. However, limiting the adverse impacts associated with this component is the main determinant of the implementation success.

#### **Sampling of transformer oil**

Sampling for PCBs contamination is a very delicate process whereby if not conducted properly would inflict significant risks on the concerned team and the surrounding environment. The following guidelines are developed to limit, to the extent possible, the adverse impacts associated with the sampling process namely accidental spills, increased production of PCB waste and occupational hazards. Project and operation managers are expected to ensure accurate implementation of these guidelines to secure safety of the site.

Teams conducting the sampling must be equipped with adequate personal protective equipment (PPE) that will guarantee their safety throughout the process. These will include disposable coveralls, footwear covers, safety goggles and disposable PCB-resistant gloves (one pair per sample). A spill clean-up kit must be available with the sampling team for immediate intervention in case of accidental spills. The content of the spill kit will be discussed below while summarizing the spill clean-up protocol.

A sample from a transformer or system drain cock is assumed to be representative of the entire system. The volume of the sample to be collected depends mainly on the testing method adopted by the contracted specialized laboratory.

Below is a summary of the steps to follow during the sampling:

- Before initiating the sampling, place a large metal tray under the drain cock to contain potential spills during the process;
- Carefully open the drain cock and drain the adequate volume of sample into the sampling container. The type of containers to be used for the sample collection will be determined by the contracted laboratory;
- When the adequate volume of sample is collected, close tightly the drain cock;
- Seal the container and place it immediately into a labeled secondary sample container bag to prevent leaks;
- Wipe spills from the sampling point;
- Place equipment contaminated during the sample in a plastic bag for later disposal as PCB contaminated waste or decontamination;
- At the end of the sampling, the used metal tray will undergo decontamination in the event of contamination with the sampled oil.

In case of accidental spill while implementing the sampling protocol, an immediate spill response must be adopted to limit the impact of the spill. The list below summarizes the steps that need to be followed during spill clean-up:

- Immediately close the drain cock;
- Spray absorbent material on the spilled liquid. The absorbent will allow solidification of the spilled oil which will provide a quick containment of the spill;
- Collect the solidified material through the use of a disposable scoop;
- Dispose of collected solidified material as well as any contaminated PPEs or equipment inside a labeled plastic bag for later disposal as PCB contaminated waste or decontamination.

Teams performing the sampling must undergo thorough training based on the described protocols and tested for competency prior to conducting the sampling on site. Any failure to comply with the above protocol will endanger the whole team and put the site at risk of unnecessary contamination.

### **Disposal of waste from sampling**

Any contaminated material that was generated during the sampling of the transformers oil must be labeled carefully similarly to the collected samples. Labeling will allow differentiation between PCB contaminated and non-contaminated waste produced during the sampling and analysis once the laboratory results are obtained. Segregation of generated waste during this phase will allow reduction of the volume of contaminated waste that need to be dealt with later on. PCB contaminated waste will be collected inside plastic bags to be contained inside specialized labeled and sealable drums and sent for interim storage. Packing is discussed later in the report.

### **8.2.2. Dismantling and packing of Askarel transformers and PCB capacitors**

Concerns emerging from dismantling activities are mainly related to occupational safety and spill incidents owing to the nature of equipment under consideration.

#### **Physical activities**

Well trained technicians only can be assigned this task. Dismantling team need to be equipped with adequate PPEs similar to those provided for the sampling team. Prior to dismantling in-service equipment, isolation from electric supply must be ensured by an electrical expert.

Dismantling of transformers must be initiated by separation of their relative bases prior to size reduction through removal of indispensable parts such as transformers fins to facilitate lifting and transfer to the interim storage site. Avoid breakage of the ceramic bushings on the capacitors during dismantling.

Since draining will be performed at the interim storage facilities, special measures must be adopted to avoid spills during dismantling of equipment such as covering the site floors with impermeable lining. In the event of accidental spills, immediate intervention is required to contain the spill prior to expansion as described earlier in the report.

#### **Draining and packaging of Askarel and PCB-contaminated transformers**

During PCBs draining, metal trays and absorbent should be used to collect any spill. The work area for draining and packaging shall be clearly marked with a physical barrier and only the personnel involved in the operation shall be allowed to enter the area. The operation shall take place in Zouk power plant for Askarel transformers and in Baouchriyeh storage site for PCB-contaminated transformers.

The Askarel and contaminated oil shall be drained into UN certified liquid drums on pallets and that the drums are packed in a dedicated 20' box for transportation. Drums with liquids shall be packed in containers separate from the transformer carcasses and capacitors. All containers used for packing shall be UN certified and comply with the relevant international agreements for the transport of dangerous goods. In fact, the containers for transformer carcasses shall be filled with adequate absorbent material to prevent leakage during storage and transport. For the largest transformers, which cannot fit into a conventional container, leak-proof metal trays shall be used for the transport, which comply with the regulations under the IMDG code shall be prepared. The material inside the containers shall be lashed, secured and properly labeled in accordance with the IMDG-code. The containers shall also be labeled on each of the 4 sides of the container and transported at soonest to Beirut seaport, according to a transport scheme to be communicated and subject to approval for the export given by the competent authorities.

After the draining of the transformers, all equipment shall be properly cleaned and all waste from the operation filled into drums and disposed of together with the drained liquid and transformer carcasses. The drums and containers with transformers shall be stored in-doors (in a container) at the site until they are shipped abroad.

### **Storage of oil and transformers before shipment**

PCB contaminated equipment and waste stored at the interim facilities will be considered as hazardous material and managed accordingly. Requirements for the establishment of the interim facilities will be discussed later in this report. It's recommended to abide by the below listed requirements to ensure safe storage of contaminated oil and transformers prior to shipment, these include the following:

- A list of all hazardous substances present on site shall be kept and the material safety data sheets for these substances shall be readily available. This list shall be provided to the project proponent and regularly updated;
- Each receptacle containing dangerous goods shall be marked with the correct technical name of the substance it contains;
- Incompatible materials shall not be placed in common containment;
- The contractor shall ensure that there is adequate fire-fighting equipment at the storage area. Dry agent extinguishers shall be made available in quantities sufficient to control large fires;
- Fill nozzles shall be kept within the isolated area when not in use and padlocked;
- All outworkers handling hazardous materials shall keep appropriate spill cleanup material adjacent to storage and maintenance areas;
- Safe storage and handling of hazardous substances shall comply with all legislation; and
- All personnel on site who will be handling hazardous materials shall be trained of about its proper use, handling and disposal.

#### **8.2.3. Shipment and destruction of Askarel transformers and PCB capacitors**

During road transport of askarel transformers and PCB capacitors it's important to abide by the below recommendations to avoid accidents and associated adverse impacts:

- Use non-peak traffic times or provide alternate routes when needed and when feasible;
- Use of properly trained flagmen and road side signs, and when needed coordinate with local authorities for a proper traffic flow;
- Proper planning and development of a traffic control plan that takes into account the reservations and inputs of residents;
- Adequate warning, signing, delineation and channeling at least 500 m down and up-gradient from the project sites;
- Restrict movement and transportation of construction machinery outside construction sites to off-peak traffic hours and during night-time; and,
- Independent access roads to construction sites accommodating for heavy duty vehicles of up to 40 tons brut weight.
- Provide proper traffic flow management plan within the project and at the access points;
- Control traffic management plan by installation of proper distributed road signage and monitoring devices;
- Install speed limitation signs in the project and at the access points;
- Ensure the presence of adequate parking areas;
- Apply continuous roads and pavements maintenance;

- Provide crossovers be with signals to facilitate safe crossing;
- All trucks entering or leaving the site shall have their trays suitably covered to prevent spillage of any material from the truck onto the road;
- All vehicles being loaded or unloaded shall stand entirely within the property;
- Vehicles leaving the premises shall be sufficiently free from dirt, aggregate or other materials such that materials are not transported onto public roads; and
- All trafficable areas and vehicle maneuvering areas on the site shall be maintained in a condition that will minimize the generation or emission of windblown or traffic generated dust from the site at all times.
- Contractor shall provide all necessary Lebanese licenses and documentation required for transport of the hazardous waste to the Lebanese border
- Road transport in Lebanon shall be limited to daylight outside the rush hours, due to safety reasons and transport in bad weather shall be avoided;
- Vehicles transporting wastes shall be under surveillance at any time. Under the supervision of the MoE the trucks transporting the wastes shall be escorted by a firefighter vehicle in accordance with the civil defense and lead by internal security forces to provide free road access and uninterrupted routing in order to reduce time spent on the road.

However, when it comes to trans-boundary shipment of the freight containers from the power plants and substations by sea transport to a licensed disposal facility abroad, hazardous waste must be shipped out by a properly permitted hauler.

For sea transport of the PCBs wastes, the ship shall hold all necessary permits and comply with all requirements according to the International Maritime Dangerous Goods code (IMDG code). The Contractor shall supervise all loading and unloading activities in this phase of the operation. Transport arrangements for these hazardous wastes shall be in accordance with the stipulations of:

- Law 387 of 14/11/1994: Ratification of the Basel Convention on the control of transboundary movement of hazardous wastes and their disposal.
- The Basel Convention requirements relating to the transboundary shipments of POPs containing waste.
- The International Maritime Dangerous Goods Code (IMDG);
- UN Recommendations on the Transport of Dangerous Goods (UN, 2009).

#### **8.2.4. Establishment of interim storage and PCB treatment (draining, retrofilling decontamination and destruction) facilities for contaminated transformers and oil**

Facilities designed for interim storage of PCB contaminated transformers and oils must meet all of the following criteria:

- Adequate roof and walls to prevent rain from reaching the PCB waste;
- Floors and curbing constructed of Portland cement, concrete, or a continuous, smooth, non-porous surface, which prevents or minimizes penetration of PCBs;
- No drain valves, floor drains, expansion joints, sewer lines, or other openings that would permit liquids to flow from the curbed area;
- The storage site shall be enclosed and only authorized persons shall have permit to enter the site;

- All liquids should be stored in UN certified drums or containers, and stored in a manner that makes them accessible for inspection and that prevents any accidents;
- The facility shall not be used for the storage of other waste and the waste shall be stored in way that prevents it from catching fire;
- The facility should have written instructions and procedures covering:
  1. Reception, storage, draining and decontamination of PCB containing transformers and oil including safety procedures;
  2. Clean up of packaging, vehicles, floors, curbing, wells, etc.;
  3. Supervision and self inspections;
  4. Fire safety and emergency situations (as further specified below).
  5. All instructions and procedures shall be available to the staff and the authorities in Arabic and English language.

A fire protection and emergency procedures plan shall be developed in conjunction with the local fire department recognizing that PCB-containing oils in the event of fire may form dioxins and furans. As Askarel is not inflammable and transformer oil has a flame point above 140°C it is required to protect all devices and the liquids against fire from surrounding installations.

The plan shall among others provide information on:

- Ensure that all employees are aware of the location of safety and rescue equipment available at the site. A clear emergency response plan panel should be fixed at several locations that indicate the safety and fire fighting equipments;
- Provide all areas with sufficient fire detectors (heat and smoke) and adequate fire fighting equipments (sprinklers, hoses, distinguishers, etc ...);
- Provide an automatic fire suppression where necessary;
- Ensure that the emergency response plan panel includes the floor map and the evacuation directions, exists and stairs with respect to the reader location (this should be written in languages understood by all workers at stuff);
- Ensure that contact details of the local fire fighting services are available to the relevant stuff and worker personnel;
- Provide all escape routes with appropriate artificial lighting to illuminates when main electricity supply fails. Such supply should be derived from the project main electricity supply;
- Every escape route should be distinctively and conspicuously marked by emergency exit sing of adequate size and languages;
- Provide environmental friendly fire-fighting equipment such as dry powder extinguishers within the premises of the project;
- All fire safety equipment and fixtures shall be regularly serviced and maintained. The owner or their agent shall certify annually that each of the fire safety measures specified in this statement has been assessed by a properly qualified person;
- Conduct annual fire-fighting and leak checks training drills for the operating staff; and,
- Prohibit smoking to avoid health problems and possible fires occurrence.

Any indoor room for transformer decontamination or for the storage of PCBs and PCB-containing equipment shall be equipped with a fully operative fire alarm system that is



maintained, inspected and tested in accordance with the Lebanese fire regulation, with portable fire extinguishers that meet the standards of fire regulation, with fire resistant doors and an automatic fire suppression system. In keeping with international practice, water cannot be used for firefighting when stored PCB or POPs are involved. Dry agent extinguishers must be available and the quantity of these must be sufficient to control a large fire until the arrival of the fire service

The below table presents the different safety measure that should be provided at the project site in case of fire incidents occurrence:








Measures	Related Image	Measures	Related Image
Evacuation Plan		Fire Alarm alerting device	
Fire alarm siren		Smoke detector	
Fire hose & distinguisher cabinet		mergency exit indicators	
mergency exit indicators			

Table 8-1: Different safety measure that should be provided at the project site (Geoflint 2012).

### 8.2.5. Management of in-service transformers

Adequate procedures for management of the in-service transformers can prevent leakages of PCB, exposure to the PCBs and the formation of dioxins and furans in the accidental case of the fire. Accordingly, periodic inspection of the transformers should be scheduled by specialized staff to monitor potential leaks or spills. Spill clean-up procedures described earlier should be adopted whenever needed. Personal PPEs should be used during operations for improved protection of the team. Waste from any spill cleanup should be stored in UN certified containers and inert absorption material should be used.

The facility for temporary storage of waste and equipment should be installed away from causes of fires (high voltage, scrap shop, etc.) and all safeguarding measures should be coordinated with the measures for the equipment in service including a common fire protection and emergency plan, installation of fire alarm systems and availability of dry agent extinguishers on site.

### **8.2.6. Remediation of Bauchrieh storage site and other sites (expected activities)**

Restoration of the baseline conditions of the Bauchrieh site prior to the spread of PCB oil contamination comprises different stage each of which requires development of specific safeguarding procedures for successful implementation as discussed in the current section.

#### **Moving the transformers before remediation activities**

Protocols discussed earlier related to dismantling, packing, transport and storage of transformers and contaminated oil need to be adopted during this phase to avoid and control additional releases of PCBs into the environmental media.

#### **Removal of contaminated soil and concrete**

It's highly recommended to proceed with the soil and concrete removal activities during the dry season to avoid further releases of previously trapped PCBs through run-offs.

Dust control can be achieved through compliance to below requirements:

- Driving surfaces should be paved to eliminate fugitive particulates. Facilities with paved surfaces may additionally employ sweeping or vacuuming as maintenance measures to reduce PM emissions.
- Resulting fines and concrete of surface abrasion should be collected in contained area to be treated with the contaminated wastes;
- Stockpiles of dust should be properly treated and sealed with latex, vinyl, bitumen or other suitable surface stabilizer, if a stockpile of dusty materials is more than 1.2 m high and lies within 50 m from any site boundary that adjoins a road, street, or other area accessible to the public
- Dust generating activities shall cease during excessively windy periods;
- Progressive rehabilitation of disturbed land by establishing temporary or permanent vegetation;
- Contractors shall regularly inspect exposed work areas and construction works practices;
- Excessive vehicular movement shall be avoided;
- Vehicle speeds shall be restricted on un-surfaced roads and tracks; and,
- Cover and/or maintain appropriate freeboard on trucks hauling any loose material that could produce dust when; and
- Vehicle washing facilities should be provided at every vehicle exit point.

In terms of dust and emissions control, screens shall be used on site to limit dust production while periodic maintenance of used vehicles and heavy machinery can reduce emissions associated with fuel combustion. Catalytic converters and/or installation of the diesel particulate filters (DPF) and/or catalytic silencers are necessary to control automotive and power generation pollution to significantly reduce vehicle emissions. A catalytic converter is a device used to convert toxic exhaust emissions from an internal combustion engine into non-toxic substances.



Catalytic converter



Exhaust systems incorporating diesel particulate filters

Photograph 8-1: Catalytic converter and Exhaust systems incorporating diesel particulate filters to be used at generators.

The contractor shall comply with the the maximum allowable limits for outdoor air pollutants defined by the Ministerial decision 52/1 as summarized below:

Pollutants	Maximum Limit ( $\mu\text{g}/\text{m}^3$ )	Exposure duration
Sulfur dioxide ( $\text{SO}_2$ )	350	1 hr
	120	24 hrs
	80	1 yr
Nitrogen dioxide ( $\text{NO}_2$ )	200	1 hr
	150	24 hrs
	100	1 yr
Ozone	150	1 hr
	100	8 hrs
Carbon monoxide ( $\text{CO}$ )	30,000	1 hr
	10,000	8 hrs
Total suspended particles (TSP)	120	24 hrs
$\text{PM}_{10}$	80	24 hrs
Lead (Pb)	1	1 yr
Benzene	5 ppb	1 yr

Table 8-2: The maximum allowable limits for outdoor air pollutants.

The impact assessment has identified that noise and vibration will have a significant impact on sensitive receptors in the vicinity of the project. Noise, and vibration can be controlled and reduced by applying a number of measures. These measures are detailed subsequently:

- Schedule the activities to avoid sensitive time and/or sensitive locations where possible;
- Control of noise activities during working and off-working hours;
- Provide noise inhibitors such as generators and compressors with silencers and muffled jack-hammers;
- Orientate machinery away from noise sensitive residential areas;
- Trucks movement should be arranged to avoid residential areas where possible;
- Where machines are fitted with engine covers these shall be kept closed;
- Regular and effective maintenance of stationary and mobile equipment;
- The following mitigation measures should be taken specifically for night time construction:
  - Ensure the noisiest works are only carried out during day time hours (07:00-17:00);
  - Public, particularly residents, in areas immediately adjacent to the construction sites should be consulted prior to the start of night time construction, to alert them to the noisy activities at night time, to explain the reasoning for night construction to obtain public understanding, and to solicit specific public concerns and suggestions for mitigation;
  - Public billboards should be erected at the sites, listing construction activities, contact persons and telephone numbers for receiving public concerns, complaints, and suggestions on a constant basis;
  - The noisiest activities should not be conducted at night where possible; and
  - Night time supervision should be enhanced including on-site noise measurement if appropriate and prompt incident response.
- Relocating alarm sirens to face away from residences;
- Temporary noise barriers may be erected at the most sensitive areas (only if required) ; and,
- Some of the stationary noise machinery such as generators should be located away from sensitive receptors and in enclosed structure for noise control.

Contractors working on site shall make sure to comply with Ministerial decision 52/1 issued in 1996 defining maximum allowable noise levels at the workplace around 90 dB for an average exposure duration of 8 hours working days. For higher noise levels, exposure duration should be reduced as listed below.

Sound Pressure Level dB(A)	Exposure Duration (hrs.)
95	4
100	2
105	1
110	0.5
115	0.25

Table 8-3: Noise exposure limits.

Given that most of the activities at Zouk and Jiyeh sites are located in a non-residential area while the closest residence Baouchrieh site is located at a distance of about 100 m, compliance with the above recommendations for noise control will eliminate any nuisance potentials on the neighboring environment.

### **Establishment of interim storage for contaminated soil and concrete**

It's recommended to manage waste generated by the excavation works similarly to any type of PCB contaminated waste as discussed earlier.

#### **8.2.7. Remediation and monitoring of Baouchriyeh well**

The mitigation measures presented below should be taken into consideration to minimize the risk of PCB contamination to the groundwater, the area around the well and sewage water during investigation and emptying of the well.

- Before starting any operation the area around the well should be lined with a PCB impermeable membrane to collect any spills from the operations;
- Discharging of contaminated water and oil pumped up from the operation can be minimized by doing the operation during the dry season where the well have less water in free phase;
- All drains to the well should be closed in due time before any start of operation;
- The amount of water at the very bottom of the sediment is not known. In case groundwater is percolating into the well it may be necessary to establish a pumping system. Procedures for taking care of percolating water should be in place and percolating water (if any) should be treated through activated carbon filters or other absorbent before discharge to the sewer system;
- To promote occupational safety, workers should be equipped with the necessary gear. Used gear must be cleaned using a steam cleaner or relevant detergent. The detergent or used water must be collected and cleaned using oil/water separation and activated carbon, inert absorbent or similar method;
- The generated PCB-containing waste must ultimately be disposed of together with the waste from the well;
- If a borehole is established before excavation of the sediment, it shall be ensured that the drill would not penetrate the bottom of the well with the risk of further leakages from the well to the underlying layers.

Control of wash water generated from the machinery and vehicles cleaning operations shall be performed based on the below guidelines:

- Vehicle and equipment wash-down shall only be undertaken at designated areas. The ground under the wash-down area shall be impervious and designed to collect wash water. Wash water will be re-used whenever possible;
- Wash water will be collected and filtered through an activated carbon filter before discharge, or absorbed in an inert absorption material. The activated carbon or other absorbent material shall be sent for destruction together with the PCB-containing waste.

Wastewater generated by the project sites shall be treated for contaminants prior to discharge into the general sewerage network. The contractors is responsible of compliance to

Ministerial decision 8/1 (issued in 2001) regulating this issue according to the following:

Contaminants	Units	Concentration
PH		6-9
Temperature	C°	35
BOD <sub>5</sub>	mg/L	125
COD	mg/L	500
TOC	mg/L	750
Suspended solids (SS)	mg/L	600
Nitrogen (total)	mg/L	60
Phosphorus (total)	mg/L	10
Oil and grease	mg/L	50
halogen organic compounds (AOX)	mg/L	5

Table 8-4: Typical composition of untreated domestic wastewater (MoE decision 8/1 – 2001)

On the other hand, the allowable contaminants concentration for wastewater when discharged by new construction projects into the surface water are indicated in the same MoE decision in the Annexes number 3 and 4. The following Table 8-5 shows a list of allowable contaminants concentration.

Contaminants	units	Concentration to dispose at Surface water
PH		6 – 9
Temperature	C°	30
BOD <sub>5</sub>	mg/L	25
COD	mg/L	125
TOC	mg/L	75
Faecal Coliform	No/100 ml	2000
Suspended solids (SS)	mg/L	60
Nitrogen (total)	mg/L	30
Phosphorus (total)	mg/L	10
Zinc (total)	mg/L	5
Oil and grease	mg/L	30
halogen organic compounds (AOX)	mg/L	5

Table8-5: The allowable contaminants concentration for wastewater when discharged by new construction projects into the surface water.

All treated wastewater should be checked for the above mentioned concentration before disposing in into the stated environments. Testing frequency, parameters, durations and estimated costs will be mentioned in the monitoring section of this study.

### **8.2.8. Extra mitigation measures**

#### **Preservation of biodiversity**

The impact assessment has identified that the project will have a moderate adverse environmental impact due to the absence of any rare and endemic species of fauna and flora at site area. Mitigation measures for controlling and minimising the above threats are described as follows:

- Conservation as much as possible of the present vegetation to minimize disturbance to the surrounding biodiversity (similar to bushes and shrubs located at Zouk and Jiyeh sites);
- Avoid any destruction action to the nearby environment;
- Reduce works in the time intensity in case of any sensitive periods;
- Translocation of species if located within the project limits;
- Protective barrier placement around vegetation;
- Education of workers on environmental protection;
- Inform the project works and customers to value environment by avoiding any damage of possible sensitive vegetation;
- Adopt and preserve the green prospective to improve air quality and visual intrusion within the surrounding urban areas.

#### **Landscape and visual intrusion**

The impact assessment has identified two significant impacts on visual quality during the project phase, namely unsightly equipment and light pollution. It is not possible to effectively mitigate the visual impact of equipment and such impacts have to be accepted noting that the presence period is relatively short. A number of measures can however be taken to minimise the effects of light pollution:

- Ensure that the light source is the minimum intensity for the required purpose;
- Ensure that lights are turned off by timer or manually when they are not needed;
- Ensure that fittings are chosen that direct light accurately to where it is needed;
- Ensure that the type of light chosen is the least likely to cause light pollution;
- Enclose site with non-transparent fencing to minimize visual impacts or plantation of trees; and
- Preserve existing floral cover when feasible.

#### **Health and Safety**

A comprehensive Health and Safety Plan need to be developed by the project proponent and the contractor. Extra safety measures are required owing to the toxic nature of the PCBs handled during the operation. In addition, the same measures regarding workers safety shall be taken during sites remediation, establishment of Baouchriyeh storage site and management of in-service transformers.



## 1. General conditions

- Provide sufficient potable water for drinking, cooking and personal hygiene purposes;
- Adhere to all applicable speed limits and implement speed limits for trucks entering and exiting the site;
- Provide a comprehensive first aid kit and make sure that there are staff members present that are trained to use it;
- Comply with the local Health and Safety Requirements, specially the Decree No. 7964/2012 that is the amendment of Decree No. 14293/2005 related to the general conditions of public safety in buildings, structures elevators, and fire & earthquake prevention;
- Ensure that contact details of the local medical services are available to the relevant construction personnel prior to commencing work;
- Ensure that all employees utilize appropriate personal protective equipment (e.g. hard hats, steel toe boots, respirators) and are trained on these as required;
- Restrict access to the construction site by proper fencing and provide guards on entrances and exits to the site;
- Establish buffering safety zone surrounding the site;
- Install warning signs at the entrance of the site to prohibit public access and stress on utilizing the appropriate personal protective equipment;
- Provide training to a dedicated staff about the fundamentals of occupational health and safety procedures;
- Provide personal ID cards for all employees;
- Provide adequate loading and off-loading space;
- Provide appropriate lighting during night-time works;
- Provide environmental friendly fire-fighting equipment such as dry powder extinguishers within the premises of the plant;
- Conduct a fire-fighting and leak checks training drills for the operating staff; and,
- Prohibit smoking as well as litter or weed build-up in the area as these may pose fire risks.
- Provide roads inside the project with speed limits signs of 25 km/hr to decrease risks of collisions and accidents;
- Provide all contained locations such as mechanical and technical areas with proper ventilation system. Such action will help to avoid excess humidity that contributes to damp musty air, odors, mold and mildew. Moreover, ventilation of the closed car parks prevents the build-up of toxic fumes and flammable gases from motor exhaust and also clears smoke in the event of a fire;
- Provide a comprehensive first aid kit and make sure that there are staff members present that are trained to use it;
- Provide adequate loading and off-loading space;
- Develop an emergency response plan;
- Properly rating electrical installations and equipment and where applicable, protecting them against use in a flammable environment.
- Properly labeling and storing chemicals, oils, and fuel to be used on-site.
- Provide internal road and project entrance with necessary guidance to enhance avoid accidental collision.

## 2. Specific conditions

- All workers involved shall prior to commencing the works receive a health and safety

instruction where the special risks are described and rules are established in case of incidents.

- All workers shall be submitted to an initial medical check, focused on the specific risks of this operation. This medical check shall be repeated upon termination of the works.
- A sufficient stock of the personal protection equipment will have to be kept at every working site. The minimum personal protection equipment shall consist of:
  1. Industrial protection helmet;
  2. Appropriate working clothes;
  3. Eye goggles, respiration equipments and ear plugs;
  4. Safety boots and gloves for protection against mechanical and chemical risks.
- Mobile phones shall be switched off during working time

As different environmental media are expected to be affected by the proposed project, mitigation measures that were discussed earlier in this report were summarized and listed in the below table based on the specific adverse environmental impact that are expect to inflict. To provide a more comprehensive approach in terms of impact management, health and safety measures were included in the table 6.

Category	Mitigation Measures
<b>Soil and ground water Quality</b>	<p>1. Storage and Handling of Hazardous Substances:</p> <ul style="list-style-type: none"> <li>• All hazardous material, including chemicals and fuels, shall be stored at a designated site. A site plan showing the designated site shall be provided to Project Proponent;</li> <li>• Prevent spills during sampling by the use of spill trays and the use of adequate absorbent in case of spill to prevent and soil or water pollution in case of accidental spill. Although the amount of oils sampled is small (typically 20 ml), there is a risk of significant spill if the bottom valve is accidentally removed from the transformers;</li> <li>• A list of all hazardous substances present on site shall be kept and the material safety data sheets for these substances shall be readily available. This list shall be provided to the project proponent and regularly updated;</li> <li>• Each receptacle containing dangerous goods shall be marked with the correct technical name of the substance it contains;</li> <li>• Incompatible materials shall not be placed in common containment;</li> <li>• All hazardous liquids shall be stored in an impervious isolated area where the volume of the storage pond is not less than 110% of the largest storage tank contained within the pond;</li> <li>• The contractor shall ensure that there is adequate fire-fighting equipment at the fuel and oil storage area;</li> <li>• All refueling operations shall take place at a designated site;</li> <li>• The ground under the refueling areas shall be protected against pollution caused by spills and/or tank overfills;</li> <li>• Fill nozzles shall be kept within the isolated area when not in use and padlocked;</li> <li>• All outworkers handling hazardous materials shall keep appropriate spill cleanup material adjacent to storage and maintenance areas;</li> <li>• Used or waste fuel or other waste chemicals shall be stored in a isolated area until collected for off-site disposal by an approved waste contractor at an approved site;</li> <li>• Waste material or water containing waste chemicals such as thinners, oil, and mineral spirits shall not be pumped or disposed of into storm water drains, sanitary sewers or into the ground;</li> <li>• Safe storage and handling of hazardous substances shall comply with all legislation; and</li> <li>• All personnel on site who will be handling hazardous materials shall be trained of about its proper use, handling and disposal.</li> </ul>

Table 8-6: Summary of Mitigation Measures.

Category	Mitigation Measures
Soil and water Quality	<p>2. Maintenance and Wash Down of Vehicles and Machinery:</p> <ul style="list-style-type: none"> <li>• A collection system shall be provided (i.e. trays or impervious linings) under machinery or equipment that may leak hydrocarbons/hazardous substances (e.g. generator and pumps);</li> <li>• Oil or lubricants shall only be changed at designated workshop locations;</li> <li>• Vehicle/machinery repair whether minor or major on open ground or at the side of roads is forbidden. Vehicles/equipment shall be moved to a designated workshop for repair or mechanical servicing;</li> <li>• The ground under the servicing areas shall be constructed of an impervious material and isolated as necessary;</li> <li>• Vehicle and equipment wash-down shall only be undertaken at designated areas. The ground under the wash-down area shall be impervious and designed to collect wash water. Wash water will be re-used where possible and excess water collected and disposed of by an approved location; and</li> <li>• It is prohibited to allow wash water to cause pollution of the ground or groundwater.</li> <li>• water and detergents used for the sweeping (not expected) or cleaning of equipment should be collected and filtered through an activated carbon filter before discharge, or absorbed in an inert absorption material. The activated carbon or other absorbent material shall be sent for destruction together with the PCB-containing waste.</li> </ul> <p>3. Sanitary Facilities:</p> <ul style="list-style-type: none"> <li>• Adequate sanitary facilities shall be provided for workers on site and shall drain to a septic tank collection system;</li> <li>• The setting of the sanitary facilities shall be agreed with Project Proponent;</li> <li>• Septic tanks shall be emptied on a regular basis, at a frequency which ensures no overflow of sewage effluent to an approved site;</li> <li>• Septic tanks shall be fitted with overflow alarms;</li> <li>• It is prohibited to discharge sewage onto the open ground;</li> <li>• It is prohibited to discharge untreated wastewater into sea;</li> <li>• It is prohibited to use open ground for sanitary purposes including bathing, defecating, urination, cooking, washing (dishes or clothing);</li> <li>• Wastewater and storm-water shall be collected in two separate systems, and collection network should be inspected periodically to prevent accidental leakage;</li> <li>• Storm-water form can be tested and utilized if suitable for irrigation purposes;</li> <li>• Water run-off during construction and/or operation should be diverted from running into any water body if suspected to be contaminated (especially during rainy season washout).</li> </ul>

Category	Mitigation Measures
Soil and water Quality	<p>4. Draining and packaging of Askarel and PCB-contaminated transformers</p> <ul style="list-style-type: none"> <li>• During PCBs draining, metal trays and absorbent should be used to collect any spill;</li> <li>• The work area for draining and packaging shall be clearly marked with a physical barrier and only the personnel involved in the operation shall be allowed to enter the area;</li> <li>• The operation shall take place in Zouk power plant for Askarel transformers and in Baouchriyeh storage site for PCB-contaminated transformers;</li> <li>• The Askarel and contaminated oil shall be drained into UN certified liquid drums on pallets and that the drums are packed in a dedicated 20' box for transportation. Drums with liquids shall be packed in containers separate from the transformer carcasses and capacitors;</li> <li>• All containers used for packing shall be UN certified and comply with the relevant international agreements for the transport of dangerous goods. In fact, the containers for transformer carcasses shall be filled with adequate absorbent material to prevent leakage during storage and transport. For the largest transformers, which cannot fit into a conventional container, leak-proof metal trays shall be used for the transport, which comply with the regulations under the IMDG code shall be prepared;</li> <li>• The material inside the containers shall be lashed, secured and properly labeled in accordance with the IMDG-code. The containers shall also be labeled on each of the 4 sides of the container and transported at soonest to Beirut seaport, according to a transport scheme to be communicated and subject to approval for the export given by the competent authorities;</li> <li>• After the draining of the transformers, all equipment shall be properly cleaned and all waste from the operation filled into drums and disposed of together with the drained liquid and transformer carcasses.</li> <li>• The drums and containers with transformers shall be stored in-doors (in a container) at the site until they are shipped.</li> </ul> <p>5. Handling of out-of-service capacitors</p> <ul style="list-style-type: none"> <li>• Capacitors shall be dismantled carefully from the banks and the ceramic isolators on top of the capacitors shall be protected from damage in order not to create a risk of further PCB leakage. The capacitors will be handled in Zouk power plant together with the Askarel transformers;</li> <li>• The capacitors are transported in UN approved IBCs (intermediate bulk container). In case of corroded or damaged capacitors, the IBC container shall be partially filled with absorption material after placement of the capacitors. At the disposal facility, the absorption material shall be destroyed together with the capacitors.</li> </ul>

Category	Mitigation Measures
Soil and water Quality	<p>6. Management of in-service transformers</p> <ul style="list-style-type: none"> <li>Waste from any spill cleanup should be stored in UN certified containers and inert absorption material should be used. The facility for temporary storage of waste and equipment should be installed away from causes of fires (high voltage, scrap shop, etc.) and all safeguarding measures should be coordinated with the measures for the equipment in service including a common fire protection and emergency plan, installation of fire alarm systems and availability of dry agent extinguishers on site.</li> </ul> <p>7. Interim storage facility for PCB contaminated transformers</p> <ul style="list-style-type: none"> <li>The storage site shall be enclosed and only authorized persons shall have permit to enter the site;</li> <li>The flooring is expected to be made of a closed steel tray. Otherwise, all floor drains, sumps or other openings in the floor or surface shall be closed and sealed to prevent the release of liquids, or connected to a drainage system suitable for liquid dangerous goods that terminates at a location where any spilled liquids will be contained and recovered;</li> <li>All liquids should be stored in UN certified drums or containers, and stored in a manner that makes them accessible for inspection and that prevents any accidents;</li> <li>The facility shall not be used for the storage of other waste and the waste shall be stored in way that prevents it from catching fire;</li> <li>The facility should have written instructions and procedures covering:             <ol style="list-style-type: none"> <li>Reception, storage, draining and decontamination of PCB containing transformers and oil including safety procedures;</li> <li>Clean up of packaging, vehicles, floors, curbing, wells, etc.;</li> <li>Supervision and self inspections;</li> <li>Fire safety and emergency situations (as further specified below).</li> <li>All instructions and procedures shall be available to the staff and the authorities in Arabic and English language.</li> </ol> </li> </ul> <p>8. Remediation and monitoring of Baouchriyeh well</p> <ul style="list-style-type: none"> <li>Before starting any operation the area around the well should be lined with a PCB impermeable membrane to collect any spills from the operations;</li> <li>Discharging of contaminated water and oil pumped up from the operation can be minimized by doing the operation during the dry season where the well have less water in free phase;</li> <li>All drains to the well should be closed in due time before any start of operation;</li> </ul>

Category	Mitigation Measures
Soil and water Quality	<ul style="list-style-type: none"> <li>• The amount of water at the very bottom of the sediment is not known. In case groundwater is percolating into the well it may be necessary to establish a pumping system. Procedures for taking care of percolating water should be in place and percolating water (if any) should be treated through activated carbon filters or other absorbent before discharge to the sewer system;</li> <li>• In order to prevent that PCB on the gear is spread to the surrounding or exposure workers, used gear must be cleaned using a steam cleaner or relevant detergent. The detergent or used water must be collected and cleaned using oil/water separation and activated carbon, inert absorbent or similar method;</li> <li>• The generated PCB-containing waste must ultimately be disposed of together with the waste from the well;</li> <li>• If a borehole is established before excavation of the sediment it shall be ensured that the drill would not penetrate the bottom of the well with the risk of further leakages from the well to the underlying layers.</li> </ul> <p>9. Storage in the port</p> <ul style="list-style-type: none"> <li>• Given the short distance from Zouk and Jiyeh power plants to the port of Beirut, ideally the packaged waste should go from the power plants for immediate loading on the ship during the same day. As the waste is packed in closed, leak-proof containers, however, short time storage in the port would be possible.</li> </ul>



Category	Mitigation Measures
Air and Oder quality	<p><b>Operation phase:</b></p> <ol style="list-style-type: none"> <li>1. PCB Incineration <ul style="list-style-type: none"> <li>• Contractor shall provide data on the emission levels for dioxins and furan and disclose the most important technical data of the facility such as combustion temperature, time of residence of the waste in the incinerator (or destruction chamber), type of off gas treatment. Information shall also be presented with respect to the disposal of the slag, ashes, filter dust and other wastes produced during the destruction.</li> </ul> </li> <li>2. Dust Suppression <ul style="list-style-type: none"> <li>• Driving surfaces should be paved to eliminate fugitive particulates. Facilities with paved surfaces may additionally employ sweeping or vacuuming as maintenance measures to reduce PM emissions.</li> <li>• Resulting fines and concrete of surface abrasion should be collected in contained area to be treated with the contaminated wastes;</li> <li>• Stockpiles of dust should be properly treated and sealed with latex, vinyl, bitumen or other suitable surface stabilizer, if a stockpile of dusty materials is more than 1.2 m high and lies within 50 m from any site boundary that adjoins a road, street, or other area accessible to the public</li> <li>• Dust generating activities shall cease during excessively windy periods;</li> <li>• An adequate water supply shall be provided for dust suppression;</li> <li>• Progressive rehabilitation of disturbed land by establishing temporary or permanent vegetation;</li> <li>• Contractors shall regularly inspect exposed work areas and construction works practices;</li> <li>• Excessive vehicular movement shall be avoided;</li> <li>• Vehicle speeds shall be restricted on un-surfaced roads and tracks; and,</li> <li>• Cover and/or maintain appropriate freeboard on trucks hauling any loose material that could produce dust when; and</li> <li>• Vehicle washing facilities should be provided at every vehicle exit point.</li> </ul> </li> <li>3. Ozone Depleting Substances <ul style="list-style-type: none"> <li>• Ozone depleting substances shall not be used on site. Fire protection products, refrigerants, coolants, and degreasing agents shall be based on non-ozone depleting alternatives; and,</li> <li>• Any refrigerants used, shall be limited to R134a type (non-ozone depleting).</li> </ul> </li> </ol>

Category	Mitigation Measures
<b>Air and Oder quality</b>	<p>4. Other Emissions</p> <ul style="list-style-type: none"> <li>• No uncontrolled fires shall be allowed on the construction site; and,</li> <li>• Vehicles, equipment and power generator shall be regularly maintained;</li> <li>• Catalytic converters and/or installation of the diesel particulate filters (DPF) and/or catalytic silencers are necessary to control automotive and power generation pollution to significantly reduce vehicle emissions. A catalytic converter is a device used to convert toxic exhaust emissions from an internal combustion engine into non-toxic substances;</li> <li>• All contained mechanical and technical areas should be provided with proper ventilation system. Such action will help to avoid excess humidity that contributes to damp musty air, odors, mold and mildew. Moreover, ventilation of the contained areas similar to workshops prevents the build-up of toxic fumes and flammable gases from motor exhaust and also clears smoke in the event of a fire.</li> </ul>
<b>Noise and vibration level</b>	<ul style="list-style-type: none"> <li>• Appropriately schedule the construction activities to avoid sensitive time and/or sensitive locations where possible;</li> <li>• Control of noise activities during working and off-working hours;</li> <li>• Replace noisy plant with less noisy alternatives, or provide plant which is specifically designed with noise inhibitors such as generators and compressors with silencers and muffled jack-hammers;</li> <li>• Use plant in accordance with manufacturer's specifications;</li> <li>• Orientate machinery away from noise sensitive residential areas;</li> <li>• Construction trucks movement should be arranged to avoid residential areas where possible;</li> <li>• Where machines are fitted with engine covers these shall be kept closed;</li> <li>• Regular and effective maintenance of stationary and mobile equipment;</li> <li>• The following mitigation measures should be taken specifically for night time construction; <ul style="list-style-type: none"> <li>○ Ensure the nosiest works are only carried out during day time hours (07:00-17:00);</li> <li>○ Public, particularly residents, in areas immediately adjacent to the construction sites should be consulted prior to the start of night time construction, to alert them to the noisy activities at night time, to explain the reasoning for night construction to obtain public understanding, and to solicit specific public concerns and suggestions for mitigation;</li> <li>○ Public billboards should be erected at the construction sites, listing construction activities, contact persons and telephone numbers for receiving public concerns;</li> </ul> </li> </ul>

Category	Mitigation Measures
<b>Noise and vibration level</b>	<ul style="list-style-type: none"> <li>○ complaints, and suggestions on a constant basis; The noisiest activities such as piling should not be conducted at night where possible;</li> <li>○ Night time supervision should be enhanced including on-site noise measurement if appropriate and prompt incident response;</li> <li>● Some of the stationary noise machinery such as generators should be located away from sensitive receptors and in enclosed structure for noise control.</li> </ul>
<b>Biodiversity condition</b>	<ul style="list-style-type: none"> <li>● Conservation as much as possible of the present vegetation to minimize disturbance to the surrounding biodiversity (similar to bushes and shrubs located at Zouk);</li> <li>● Avoid any destruction action to the nearby environment;</li> <li>● Reduce works in the time intensity in case of any sensitive periods;</li> <li>● Translocation of species if located within the project limits;</li> <li>● Protective barrier placement around vegetation;</li> <li>● Education of workers on environmental protection;</li> <li>● Inform the project works and customers to value environment by avoiding any damage of possible sensitive vegetation;</li> <li>● Adopt and preserve the green prospective to improve air quality and visual intrusion within the surrounding urban areas.</li> </ul>

Category	Mitigation Measures
Waste generation	<p>1. Good Site Practice</p> <ul style="list-style-type: none"> <li>• No waste shall be disposed of or buried or burned on site;</li> <li>• Segregation and storage of different types of waste in different containers, skips or stockpiles to enhance reuse or recycling of materials and their proper disposal</li> <li>• Collection and segregate of aluminum cans;</li> <li>• Recycling of unused chemicals or those with remaining functional capacity;</li> <li>• Plan and stock materials carefully to minimize amount of waste generated and avoid unnecessary generation of waste;</li> <li>• Implement a recording system for wastes generated, recycled and disposed;</li> <li>• Wastes should be stored in a covered area to prevent storm water runoff and protect the containers from weather exposure;</li> <li>• Provide secondary containment storage of hazardous waste that will hold up to 110% of the largest container stored in the area. This area should be able to contain any leaks or spills;</li> <li>• Collect putrescent waste and litter in designated, leak proof containers; and</li> <li>• Overfilling of the waste containers should not be allowed.</li> </ul> <p>2. Waste Reduction Management</p> <ul style="list-style-type: none"> <li>• Applying the principals of waste reduction / re-use and recycling (RRR – reduce, reuse &amp; recycle) wherever possible;</li> <li>• Nomination of an approved personnel, such as a site manager, to be responsible for good site practices, arrangements for collection and effective disposal to an appropriate facility, of all wastes generated at the site;</li> <li>• Training of site personnel in proper waste management and chemical handling procedures;</li> <li>• Provision of sufficient waste disposal points and regular collection for disposal;</li> <li>• Appropriate measures should be employed to minimize windblown litter and dust during transportation of waste by either covering trucks or by transporting wastes in enclosed containers; and</li> <li>• Separation of chemical wastes for special handling and appropriate treatment at any Chemical Waste Treatment Facility and hazardous waste shall be stored in an impervious bounded area.</li> </ul>

Category	Mitigation Measures
Waste generation	<p>3. Contaminated Waste</p> <ul style="list-style-type: none"> <li>As by the sampling it is not known whether the transformers are contaminated or not, it is proposed to keep the waste from the sampling of each transformer in a separate small plastic bag, marked with the serial number of the transformers. Later, when the results of the tests are available, the bags can be separated into contaminated waste and normal waste. By this procedure, the amounts of the contaminated waste can be reduced considerably and the disposal cost of these wastes will be lowered.</li> <li>The Contractor shall offer a disposal of the PCBs wastes in a facility/facilities located in a country signatory of the Basel Convention. The facility/facilities shall have all national licenses for the operations and comply with Best Available Techniques (BAT).</li> <li>For the transformers, it is expected that the transformers are dismantled and cleaned before the PCB containing waste is disposed of either by hazardous waste incineration or a dechlorination process.</li> <li>Capacitors may be dismantled prior to disposal and feed into a hazardous waste incinerator. The Contractor's ESMP shall include as well the safeguard procedures for dismantling and cleaning processes undertaken abroad.</li> <li>In case a dechlorination process is applied, a detailed description of all generated waste products and their disposal shall be described by the contractor. If any hazardous wastes are generated, the waste shall be disposed of in accordance with national hazardous waste regulation and in accordance with Basel Convention guidelines for the relevant waste categories.</li> </ul> <p>1. Workforce Wastes</p> <ul style="list-style-type: none"> <li>Suitable collection sites around site offices should be provided. It is recommended that for environmental hygiene reasons and to minimize odor, putrescible (Solid waste that contains organic matter) wastes are not stored for a period exceeding 48 hours, however, removal every 24 hours is preferable. All material should be disposed of to a Municipality approved site.</li> </ul> <p>2. Transportation and Disposal</p> <ul style="list-style-type: none"> <li>Hazardous waste must be shipped out by a properly permitted hauler to an approved treatment, storage, and disposal facility; and</li> <li>Containers should be labeled properly, including contents and date of generation for any hazardous wastes.</li> </ul>

Category	Mitigation Measures
<b>Landscape and visual intrusion</b>	<ul style="list-style-type: none"> <li>• Ensure that the light source is the minimum intensity for the required purpose;</li> <li>• Ensure that lights are turned off by timer or manually when they are not needed;</li> <li>• Ensure that fittings are chosen that direct light accurately to where it is needed;</li> <li>• Ensure that the type of light chosen is the least likely to cause light pollution;</li> <li>• Enclose site with non-transparent fencing to minimize visual impacts or plantation of trees; and</li> <li>• Preserve existing floral cover when feasible.</li> </ul>
<b>Health and Safety</b>	<p>1. General conditions</p> <ul style="list-style-type: none"> <li>• Provide sufficient potable water for drinking, cooking and personal hygiene purposes;</li> <li>• Adhere to all applicable speed limits and implement speed limits for trucks entering and exiting the site;</li> <li>• Provide a comprehensive first aid kit and make sure that there are staff members present that are trained to use it;</li> <li>• Comply with the local Health and Safety Requirements, specially the Decree No. 7964/2012 that is the amendment of Decree No. 14293/2005 related to the general conditions of public safety in buildings, structures elevators, and fire &amp; earthquake prevention;</li> <li>• Ensure that contact details of the local medical services are available to the relevant construction personnel prior to commencing work;</li> <li>• Ensure that all employees utilize appropriate personal protective equipment (e.g. hard hats, steel toe boots, respirators) and are trained on these as required;</li> <li>• Restrict access to the construction site by proper fencing and provide guards on entrances and exits to the site;</li> <li>• Establish buffering safety zone surrounding the site;</li> <li>• Install warning signs at the entrance of the site to prohibit public access and stress on utilizing the appropriate personal protective equipment;</li> <li>• Provide training to a dedicated staff about the fundamentals of occupational health and safety procedures;</li> <li>• Provide personal ID cards for all employees;</li> <li>• Provide adequate loading and off-loading space;</li> <li>• Provide appropriate lighting during night-time works;</li> <li>• Provide environmental friendly fire-fighting equipment such as dry powder extinguishers within the premises of the plant;</li> <li>• Conduct a fire-fighting and leak checks training drills for the operating staff;</li> </ul>

Category	Mitigation Measures
<b>Health and Safety</b>	<ul style="list-style-type: none"> <li>• Prohibit smoking as well as litter or weed build-up in the area as these may pose fire risks.</li> <li>• Provide roads inside the project with speed limits signs of 25 km/hr to decrease risks of collisions and accidents;</li> <li>• Provide all contained locations such as mechanical and technical areas with proper ventilation system. Such action will help to avoid excess humidity that contributes to damp musty air, odors, mold and mildew. Moreover, ventilation of the closed car parks prevents the build-up of toxic fumes and flammable gases from motor exhaust and also clears smoke in the event of a fire;</li> <li>• Provide a comprehensive first aid kit and make sure that there are staff members present that are trained to use it;</li> <li>• Provide adequate loading and off-loading space;</li> <li>• Develop an emergency response plan;</li> <li>• Properly rating electrical installations and equipment and where applicable, protecting them against use in a flammable environment.</li> <li>• Properly labeling and storing chemicals, oils, and fuel to be used on-site.</li> <li>• Provide internal road and project entrance with necessary guidance to enhance avoid accidental collision.</li> </ul> <p>2. Specific conditions</p> <ul style="list-style-type: none"> <li>• All workers involved shall prior to commencing the works receive a health and safety instruction where the special risks are described and rules are established in case of incidents.</li> <li>• All workers shall be submitted to an initial medical check, focused on the specific risks of this operation. This medical check shall be repeated upon termination of the works.</li> <li>• A sufficient stock of the personal protection equipment will have to be kept at every working site. The minimum personal protection equipment shall consist of:             <ol style="list-style-type: none"> <li>1) Industrial protection helmet;</li> <li>2) Appropriate working clothes;</li> <li>3) Eye goggles, respiration equipments and ear plugs;</li> <li>4) Safety boots and gloves for protection against mechanical and chemical risks.</li> </ol> </li> <li>• Mobile phones shall be switched off during working time</li> </ul>



Category	Mitigation Measures
<b>Health and Safety</b>	<p>3. Fire prevention</p> <ul style="list-style-type: none"> <li>• Ensure that all employees are aware of the location of safety and rescue equipment available at the site. A clear emergency response plan panel should be fixed at several locations that indicate the safety and fire fighting equipments;</li> <li>• Provide all areas with sufficient fire detectors (heat and smoke) and adequate fire fighting equipments (sprinklers, hoses, extinguishers, etc ...);</li> <li>• Provide an automatic fire suppression where necessary;</li> <li>• Ensure that the emergency response plan panel includes the floor map and the evacuation directions, exists and stairs with respect to the reader location (this should be written in languages understood by all workers at stuff);</li> <li>• Ensure that contact details of the local fire fighting services are available to the relevant stuff and worker personnel;</li> <li>• Provide all escape routes with appropriate artificial lighting to illuminates when main electricity supply fails. Such supply should be derived from the project main electricity supply;</li> <li>• Every escape route should be distinctively and conspicuously marked by emergency exit sing of adequate size and languages;</li> <li>• Provide environmental friendly fire-fighting equipment such as dry powder extinguishers within the premises of the project;</li> <li>• All fire safety equipment and fixtures shall be regularly serviced and maintained. The owner or their agent shall certify annually that each of the fire safety measures specified in this statement has been assessed by a properly qualified person;</li> <li>• Conduct annual fire-fighting and leak checks training drills for the operating staff; and,</li> <li>• Prohibit smoking to avoid health problems and possible fires occurrence.</li> </ul>

Category	Mitigation Measures
Traffic	<p>1. Land transport</p> <ul style="list-style-type: none"> <li>• Use non-peak traffic times or provide alternate routes when needed and when feasible;</li> <li>• Use of properly trained flagmen and road side signs, and when needed coordinate with local authorities for a proper traffic flow;</li> <li>• Proper planning and development of a traffic control plan that takes into account the reservations and inputs of residents;</li> <li>• Adequate warning, signing, delineation and channeling at least 500 m down and up-gradient from the construction sites;</li> <li>• Restrict movement and transportation of construction machinery outside construction sites to off-peak traffic hours and during night-time; and,</li> <li>• Independent access roads to construction sites accommodating for heavy duty vehicles of up to 40 tons brut weight.</li> <li>• Provide proper traffic flow management plan within the project and at the access points;</li> <li>• Control traffic management plan by installation of proper distributed road signage and monitoring devices;</li> <li>• Install speed limitation signs in the project and at the access points;</li> <li>• Ensure the presence of adequate parking areas;</li> <li>• Apply continuous roads and pavements maintenance;</li> <li>• Provide crossovers be with signals to facilitate safe crossing;</li> <li>• All trucks entering or leaving the site shall have their trays suitably covered to prevent spillage of any material from the truck onto the road;</li> <li>• All vehicles being loaded or unloaded shall stand entirely within the property;</li> <li>• Vehicles leaving the premises shall be sufficiently free from dirt, aggregate or other materials such that materials are not transported onto public roads; and</li> <li>• All trafficable areas and vehicle maneuvering areas on the site shall be maintained in a condition that will minimize the generation or emission of windblown or traffic generated dust from the site at all times.</li> <li>• Contractor shall provide all necessary Lebanese licenses and documentation required for transport of the hazardous waste to the Lebanese border</li> <li>• Road transport in Lebanon shall be limited to daylight outside the rush hours, due to safety reasons and transport in bad weather shall be avoided;</li> <li>• Vehicles transporting wastes shall be under surveillance at any time. Under the supervision of the MoE the trucks transporting the wastes shall be escorted by a firefighter vehicle in accordance with the civil defense and lead by internal security forces to provide free road access and uninterrupted routing in order to reduce time spent on the road.</li> </ul>

Category	Mitigation Measures
<b>Traffic</b>	<p>2. Transboundary shipment</p> <ul style="list-style-type: none"> <li>For sea transport of the PCBs wastes, the ship shall hold all necessary permits and comply with all requirements according to the International Maritime Dangerous Goods code (IMDG code). The Contractor shall supervise all loading and unloading activities in this phase of the operation. Transport arrangements for these hazardous wastes shall be in accordance with the stipulations of:             <ol style="list-style-type: none"> <li>1) Law 387 of 14/11/1994: Ratification of the Basel Convention on the control of transboundary movement of hazardous wastes and their disposal.</li> <li>2) The Basel Convention requirements relating to the transboundary shipments of POPs containing waste.</li> <li>3) The International Maritime Dangerous Goods Code (IMDG);</li> <li>4) UN Recommendations on the Transport of Dangerous Goods (UN, 2009).</li> </ol> </li> </ul>
<b>Socio-economic</b>	<ul style="list-style-type: none"> <li>• Apply a sufficient traffic flow management plan to avoid high traffic load that may cause road block;</li> <li>• Apply dust and noise suppression mitigation and visual intrusion prevention to reduce the negative impacts on the surrounding counties;</li> <li>• Proper supervision for high workmanship performance;</li> <li>• Employ a large number of local subcontractors;</li> <li>• Instigate a formal complaints system which responds in a timely fashion to complaints about nuisances;</li> <li>• Publish data and reports on environmental performance of the service utility facilities</li> <li>• Provide economic incentives to local communities by adopting policies to recruit locally and to hire local contractors when possible;</li> <li>• Give priority to the local community in terms of providing job opportunities;</li> <li>• Adopt on-the-job training programs for those who do not have adequate skills to be recruited; and</li> <li>• Examine means for potential economic benefits at the local level.</li> </ul>

Category	Mitigation Measures
Socio-economic	<ul style="list-style-type: none"> <li>• In case of future consideration to construct a permanent facility for treatment and decontamination which may require resettlement and/or land acquisition, various key stakeholders should be consulted to evaluate the economical and social impacts. The stakeholders may include but not limited to the follow:               <ol style="list-style-type: none"> <li>1) Directly and indirectly affected population</li> <li>2) Hosting populations (population in areas receiving the resettlers)</li> <li>3) Implementing agencies and consultants</li> <li>4) NGOs, Local governments and national authorities</li> <li>5) Project owners and developer</li> <li>6) Private sector firms involved in the project</li> <li>7) Funding agencies</li> </ol> </li> </ul>

### 8.3. Environmentally Sustainable Development (ESD)

It is an essential objective of the project embraces the very latest best practice for environmental sustainability. The environmental and social impact assessment will establish a detailed set of environmental criteria and an environmental audit process to enable each individual development scheme to be evaluated. The environmental assessment will select an internationally recognized building assessment process, which will provide a consistent method of ensuring that buildings meet minimum environmental targets.

The focus of attention will be on the following environmental factors:

- Integration of best practice ESD principles into the design and management of the public domain.
- The minimisation of energy consumption by creating low maintenance environments and encouraging green electricity supplies;
- Minimisation of resource depletion by the selection of environmentally sustainable building materials in the public domain, thus reducing reliance on non-renewable material sources;
- The provision of at source recycling approach, and other waste recycling strategies, including the use of demolition material where appropriate;
- Maximisation of opportunities for efficient water consumption and reduced wastage by efficient infiltration run-off and storm water management strategies;
- The effective reduction of the amount of waste pollutants will be maximised by the following measures:
  - The utilisation of energy efficient mechanical systems;
  - Maximisation of opportunities water recycling;
  - Implementation of a solar energy strategy; and
  - Efficient management and planning of production demand to reduce unnecessary raw material depletion.

### 8.4. Monitoring Plan

The main role of Environmental Monitoring is to examine changes in environmental conditions in areas where change is taking place, to ensure that impacts are acceptable, and that applied methods are environmentally sound. Nowadays Environmental Monitoring methods are implemented for most major projects.

The value of Environmental Monitoring cannot be stated strongly enough. Environmental requirements and restrictions from authorities, project owners and local communities are commonplace. As the environmental legislation, becomes stricter, and as the public's demand for information grows, implementation of environmental techniques has become more widespread. Measuring the success of these methods is imperative. Monitoring provides invaluable data for the Client and Contractor in order to minimize environmental impacts whilst simultaneously optimizing the design. It also helps in communicating accurately with regulators, the public and other stakeholders who may doubt the project for one reason or another.

The environmental monitoring plan is necessary before, during and after project implementation. The first step is usually an Environmental and Social Impact Assessment (ESIA), which is frequently mandatory. The ESIA uses Environmental Monitoring to establish the environmental status at the start of a project and to predict how this will change as a result of the project. The degrees to which environmental parameters are permitted to change are then defined by the appropriate regulator and an Environmental and Social Monitoring Plan (ESMP) is developed to ensure that parameter changes remain within the permitted ranges.

Two monitoring activities should be implemented to ensure the environmental soundness of the project namely “compliance monitoring” and “impact detection monitoring”. Compliance monitoring provides for the control of construction and operational activities, while impact detection monitoring relates to detecting the impact of the operation on the environment. Together, the objective is to improve the quality and availability of data on the effectiveness of operation, equipment, and design measures with the ultimate target being the protection of the environment.

#### 8.4.1. Operation Phase - Environmental Monitoring

The monitoring requirements associated with the management strategies which should be implemented during construction are outlined in Table 8-7.

Monitoring Requirement	Frequency
Monitor the condition of areas affected by activities	Weekly
Inspect heavy vehicles before they leave the sites to ensure soil is not adhering to the undercarriage of vehicles.	Weekly
Monitor the extent of operation areas to ensure they do not extend beyond the defined zone.	Weekly
Inspect machinery to ensure it is in a good state of repair and is not leaking oil or fuel.	Monthly
Visually monitor dust generation from work zones to ensure that excessive dust is not being produced.	Daily
Conduct investigative noise monitoring in response to specific complaints	As required
Conduct noise monitoring in the vicinity of sensitive receiver locations	Monthly
Report any archaeological sites discovered during construction activities	As necessary
Check that trucks are not overloaded, that they adhere to speed limits, that their trays are covered and that materials are loaded and unloaded carefully	Daily
Inspect operation zones to monitor for any unauthorized waste disposal activity.	Weekly
Inspect the site to evaluate the effectiveness of waste storage and collection practices.	Weekly
Monitor waste recycling and disposal procedures to ensure they are being complied with.	Weekly
Monitor the water quality	Seasonally
Ensure access is available for fire fighting vehicles	Quarterly

Table 8-7: Monitoring Requirements.

### 8.4.2. Compliance Monitoring

In this context, compliance to the regulations set by the authorities limiting air, water, and soil pollution shall be observed. Compliance monitoring requirements include process control testing, process performance testing, and occupational health monitoring. Compliance monitoring shall be the responsibility of the corresponding project administration, thus monitoring activities shall be budgeted for accordingly.

For effective compliance monitoring, the following shall be assured:

- Trained staff and defined responsibilities
- Adequate analytical equipment, and materials, if possible.
- Authorized Standard Operating Protocols (SOPs) for representative sampling, laboratory analysis, and data analysis.
- Maintenance and calibration of monitoring equipment.
- Provision of safe storage and retention of records.

With relation to the proposed project, qualified personal and staff should carry out process control and performance testing. The technical staffs that run the project services are to attend training programs to improve their qualifications and update their information. The contractors should be involved in knowledge through administering specialized technical workshops. It is noteworthy to mention that every proprietor must cooperate with the technology provider for a better approach in process control. This course of action is needed since a precise and adapted process control strategy translates into a better process performance, and henceforth compliance.

As for process performance monitoring, a list of recommended parameters is to be presented during the first months of project operation. Once a preliminary database is built, less frequent analysis can be performed. Note that sampling frequencies are reduced at later stages of the operational phase. The project administrators may adjust the schedule of sampling in accordance to the operational characteristics of the system, and previous monitoring experience; however, utmost responsibility should be taken for uninterrupted compliance. The manufacturer's operation and maintenance (O&M) instructions on procedures and machines should be followed. All equipment must be tested and calibrated as recommended by the equipment manufacturer. A routine O&M schedule should be developed and followed. It is critical that the equipments be pilot tested prior to installation and operation to ensure that it will meet permit requirements for that particular operation.

Regular monitoring will be required to ensure that mitigation is being carried out as shown in Table 8-14. Monitoring for the appropriate application of health, safety and environmental protection measures at all stages of the project will be the formal responsibility of the project management, the independent project monitors and counterpart staff designated for this task which is a unit within the ministry of environment. As well, the project management unit (PMU) will be responsible of monitoring the project implementation.

During the normal operations there is a risk of releases of the PCBs and a risk of occupational exposure by handling the PCB. In case of fire accidents, there is furthermore a risk of formation of dioxins and furans.

The health of involved workers will be monitored by health inspection including blood tests



before and after the operation. For long term operations (e.g. draining of contaminated transformers) it is expected that a health inspection is undertaken every half year.

As regards releases of PCBs, potential impacts would be monitored indirectly by the amount of PCB released e.g. by spill, as shown in Table 8-15 whereas, in case the ESMP is properly applied, it is not expected that PCB released from project activities (except in the case of accidents) would result in measureable increases in the PCB concentration in the environment or any measurable effects on the general population or the environment.

In case of fire involving PCBs or PCB-containing equipment, the concentration of dioxins/furans in soot around the place where the fire has taken place should be measured in order to assess the amount of dioxins and furans formed and the potential risk from the formed substances.

Table 8-8 presents PCB Monitoring for the appropriate application of health, safety and environmental protection measures, whereas, Table 8-16 indicates general testing parameters with performance frequency.

Issue	Target	Description	Indicator	Frequency
Environmental monitoring				
PCB	Detection of potential pollution	Visual inspection for leaks at storage facility	Leak detected	Weekly
PCB in soil (mg/kg) and groundwater (µg/l)	Define background level	Soil investigation (drillings and piezometers) 1 drilling / area <20 m <sup>2</sup> 1 piezometer / area < 50m <sup>2</sup>	Concentrations in soil (top soil and soil immediately under top soil) and groundwater of <1 mg/kg dw soil <0,1 µg/l groundwater	Start of activity In case of spills or storage on soil.
	Follow-up potential pollution in soil and groundwater	Regular investigation at spots defined as critical	If the soil/groundwater conditions poses risk for the current or future use of the site remediation is necessary	Periodically (f.e. every 10 years) and after closure of the facility
PCB in air (µg/m <sup>3</sup> )	Define background level			Start of activity
				Weekly check at relevant spots
	Monitor ambient air quality	Measure PCB content and hydrocarbon content in emission gas	Concentration < 0.5 mg/m <sup>3</sup>	Every 6 months and after closure of facility
	Monitor air discharge	Measure PCB content and hydrocarbon content in emission gas	Concentration < 0.5 mg/m <sup>3</sup>	Every 4 months
Spill management				
Management needs	Elaborate a spill response plan	Identifying Reporting requirements (names, phone numbers of appropriate agencies) Immediate response procedures Information on containers, labelling, disposal requirements for cleanup debris Methods for determining spill boundaries Decontamination procedures for different PCB use areas		Yearly update

Issue	Target	Description	Indicator	Frequency
		Required records Post-cleanup sampling requirements		
	Avoid spreading	Avoid spills from running out	Containment equipment and absorbents at all relevant areas	Weekly inspection
	Spill control	Absorptive material	should be spread on the contaminated area and should be left in place for at least one hour or longer to ensure that all PCB fluid have been absorbed	immediately
		Removal of contaminated soil	if PCB contamination cannot be determined visually at least 15 cm of soil depth must be excavated	Within 24 hours
		Removal of absorptive material after use and contaminated soil, also exposed clothing, boots, ...	In steel containers	
		All equipment in exposure area should be washed down with solvent		Within the week
		Prevent emission of PCBs to the atmosphere	Pump out the air with air pump whose outlet is fixed with carbon fiber absorber Use plastic cloth to cover surface of polluted spot to diminish the vaporization of PCB's	Within 24 hours
	Training sessions	Exercise every available spill which may occur		periodically
	Protect personnel	Provide personal protective clothing and equipment (see higher)		
	Protect surrounding	Inform responsible authorities		Within 24 hours

Issue	Target	Description	Indicator	Frequency
		Prevent pedestrians and vehicles entering	Placement of barricades around the contaminated area	immediately
	Safeguard personnel	When exposed, medical attention must be organized		immediately
		Inspiration of PCBs	Move exposed people to ventilation room Give artificial respiration In function of seriousness hospitalization will be necessary	
		Dermal contact with PCBs	Swab skin with soap or neutral detergent Take contaminated cloths of and clean In function of seriousness send to hospital	
		Eye contact with PCBs	Rinse eye with water In function of seriousness send to hospital	
		Ingestion of PCBs	Send to hospital at once When conscious use syrup of insert finger to induce vomiting	
	Evacuation of personnel and, if necessary, people present in the immediate surroundings	Foresee room for care and support		

Table 8-8: PCB Monitoring for the appropriate application of health, safety and environmental protection measures

Impact	Monitoring means	Parameters	Institutional Responsibility /Monitoring	Phase	Location	Frequency	Cost Estimate
Air quality	Sampling	TSP/PM-10 Wind speed and direction	Contractor /Consultant, PMU	Operation	<ul style="list-style-type: none"> <li>• Inside working areas</li> <li>• Nearest receptors (residences)</li> </ul>	<ul style="list-style-type: none"> <li>• Upon complaints</li> </ul>	<ul style="list-style-type: none"> <li>• \$700/reading</li> </ul>
Noise	Measuring	L <sub>eq</sub> (dBA)	Contractor /Consultant, PMU	Operation	<ul style="list-style-type: none"> <li>• 3 monitoring locations around the perimeter of the site</li> <li>• Traffic points</li> <li>• Around production plants</li> </ul>	<ul style="list-style-type: none"> <li>• Quarterly</li> <li>• Upon complaints</li> </ul>	<ul style="list-style-type: none"> <li>• \$250/reading</li> </ul>
Water quality	Sampling	pH, temperature, chloride, mineral Oil & grease, fecal coliforms	Contractor /Consultant, PMU	Operation	<ul style="list-style-type: none"> <li>• Drainage system and water resources</li> </ul>	<ul style="list-style-type: none"> <li>• Upon Commencement / Upon complains</li> </ul>	<ul style="list-style-type: none"> <li>• \$500</li> </ul>
				After remediation			
Solid waste	Waste checklists	Storage, recycling, transport, and disposal	Contractor /Consultant, PMU	Operation	<ul style="list-style-type: none"> <li>• Site and surrounding</li> <li>• Collection area</li> <li>• Workshop</li> </ul>	<ul style="list-style-type: none"> <li>• biweekly</li> </ul>	<ul style="list-style-type: none"> <li>• In house staff</li> </ul>
Soil quality	Sampling	Oil, lubricants, fuel	Contractor /Consultant, PMU	Operation	<ul style="list-style-type: none"> <li>• Spill location</li> <li>• Storage areas</li> </ul>	<ul style="list-style-type: none"> <li>• Spill occurrence</li> </ul>	<ul style="list-style-type: none"> <li>• \$500/analysis</li> </ul>

Impact	Monitoring means	Parameters	Institutional Responsibility /Monitoring	Phase	Location	Frequency	Cost Estimate
Odor	Diagnosis checklist (*)	Unpleasant/noxious smells	Contractor /Consultant, PMU	Operation	<ul style="list-style-type: none"> <li>Site and surrounding</li> <li>Project animates and Site</li> </ul>	<ul style="list-style-type: none"> <li>Upon complaints</li> </ul>	<ul style="list-style-type: none"> <li>In house staff</li> </ul>
Health and safety	Health and safety surveys, documentation of injuries and accidents	Proper use of Personal protective equipment (PPE), presence of signs, first aid kit, and fire fighting devices	Contractor /Consultant, PMU	Operation	<ul style="list-style-type: none"> <li>Site and surrounding</li> <li>All project components</li> <li>Leading roads</li> </ul>	<ul style="list-style-type: none"> <li>Continuous</li> </ul>	<ul style="list-style-type: none"> <li>In house staff</li> </ul>
Biological environment	Field surveys	Photographic documentation of present species	Contractor /Consultant, PMU	Operation	<ul style="list-style-type: none"> <li>Project animates and surrounding</li> </ul>	<ul style="list-style-type: none"> <li>Continuous</li> </ul>	<ul style="list-style-type: none"> <li>In house staff</li> </ul>
Landscape and visual intrusions	Visual inspection and photographic documentation	Ensure the effective implementation of mitigation measures	Contractor /Consultant, PMU	Operation	<ul style="list-style-type: none"> <li>Entire area</li> </ul>	<ul style="list-style-type: none"> <li>Continuous</li> </ul>	<ul style="list-style-type: none"> <li>In house staff</li> </ul>
Socio-economics	Field questionnaires Interviews	Number of local people employed Population perception Employment records	Contractor /Consultant, PMU	Operation	<ul style="list-style-type: none"> <li>Region of influence</li> </ul>	<ul style="list-style-type: none"> <li>Monthly</li> </ul>	<ul style="list-style-type: none"> <li>In house staff</li> </ul>

Impact	Monitoring means	Parameters	Institutional Responsibility /Monitoring	Phase	Location	Frequency	Cost Estimate
Traffic & Sea transportation	Frequent Visual Inception	Measure traffic flow Use of sensor, videos, infrared, laser or radar	Contractor /Consultant, PMU	Vehicle counts, vehicle speed, gross vehicle weight / release of PCBs	<ul style="list-style-type: none"> <li>• Around construction sites</li> <li>• At crossroads and appointed areas along the road</li> </ul>	<ul style="list-style-type: none"> <li>• During peak hours</li> <li>• Monthly</li> </ul>	<ul style="list-style-type: none"> <li>• In house staff</li> </ul>
	Frequent Visual Inception	Accident reporting	shipping company /Consultant, PMU	Sea transportation	<ul style="list-style-type: none"> <li>• Sea transport vessels &amp; equipments</li> </ul>	<ul style="list-style-type: none"> <li>• Continuous &amp; Upon accident</li> </ul>	<ul style="list-style-type: none"> <li>• In house staff</li> </ul>
(*) Odor diagnosis checklist is presented in Appendix 2							

Table 8-9: Pattern of monitoring, specifies parameters, frequency and responsible party.



## 8.5. Contingency Plan

Contingency plans in case of emergency have been addressed throughout the text of this report. Throughout operation of the project the workforce are to be continuously informed of any hazardous issue that may materialize during the operation period, moreover, occupants of the project during the operational period should in turn be informed accordingly should a hazard persist.

Stringent emergency procedures are to be assigned that will intercept any pollution that may occur as a result of structural damage due to any natural disaster occurrences.

A requirement should be set in the tender document that forces the awarded contractor to perform regular and frequent maintenance checkups of the equipments. These preventive measures and design considerations will ensure a continuous and uninterrupted operation of the tower activities.

Moreover, the contractor should also implement certain procedures at certain occasions, such as:

1. All contractors shall develop a spill response plan for submission to the project proponent;
2. In the event of a spill, immediate action shall be taken to contain or clean up the spill using sand or a suitable absorbent material;
3. All contractors handling hazardous materials shall keep appropriate spill cleanup material adjacent to storage and maintenance areas;
4. All spillages of hazardous materials shall be reported immediately to the Contractor's Environmental Representative (CER). The CER shall submit an incident report to the project proponent within 24 hours;
5. Contaminated soil, rags and other clean up material shall be kept in appropriate containers before being disposed of to a municipality approved site;
6. The contractor shall be responsible for training all staff in the procedures for handling spills and shall provide all staff with appropriate personal protective equipment; and,
7. In the event of a spill, the area shall be inspected by the CER and the Project Manager and this shall form part of the incident report.

In the case of accident occurrence, three levels of emergency should be applied as such:

### **Level One**

It is an emergency that would occur at the site but could be managed initially without external assistance. However, the person in charge (PIC) shall initiate an increase in status if:

- No information is forthcoming from the site of the incident;
- Situation is escalating or control has not been established immediately;
- If the incident requires additional resources;

### **Level Two**

It is an emergency that may require external assistance initially but can be controlled via resources on site over time. The PIC shall initiate an increase in status if:

- Resources committed are insufficient;
- Situation is escalating or control has not been established immediately; or
- Possible impact to asset or customers.

### **Level Three**

An emergency where the site's asset resources have been fully committed or the time to bring the incident under control is excessive or significant resources are required to control the incident. The PIC shall contact the appropriate emergency centre. Other characteristics of the emergency include:

- Facility and/or asset and/or surrounding environment;
- Life, property and the environment.

#### **8.5.1. Response Actions Plan**

The step up of response actions plan is to address the risks that are identified in any accidental oil spill. A carefully designed contingency plan will describe major actions that need to be taken when a spill occurs. These actions should occur instantly after a spill so as to reduce hazards to human health and environment. The following response actions should be included in the contingency plan:

- The contractor should notify the MOE to assess the need for specialized private companies and/or related government agencies that are usually responsible for the cleaning operations
- Defining the spill size and identifying the position, the extent, and the content of the spill. Also in case of a steep slope terrain then the direction and speed of movement must be investigated.
- Quickly transport all trained personnel and mobilize decontamination equipment to the site
- Apply a very strict safety procedure to all response personnel and forbid public access to prevent undesired contact with contamination
- Investigate the accident location of oil or storage facility to prevent the spilling continuity
- Contain the spill to a limited area and remove the oil
- Properly dispose of the removed oil once it has been removed

#### **8.5.2. Plan Efficiency Testing**

For a better efficiency of response action plan, it is important to test it to see if it functions as expected. Testing usually takes the form of an exercise or drill to practice responding to a spill. Drills can varieties from debates and discussion regarding possibility of spill and how it could happen to a full-size deployment of equipment and mobilization of team. Exercises can extend for several hours to days. Exercises provide the following benefits:

- Training of staff whom responsible for the action plan

- Investigate the need for any improvement
- Create a low-stress environment through generating a routine procedure and reaction

This builds familiarity and teamwork, which can make response more effective during real spills.

### **8.5.3. Spill location**

The spill is more likely to occur at the Baouchriyeh designated location for collection and treatment before deportation, however; such leakage may also occur in all the sites that contain contaminated equipments and along the transportation routes. Therefore, the contingency plan should take into consideration having emergencies at various locations and accordingly arrange for a mobile trained action team whom will be responsible for a fast reposed of containment.

## **8.6. Record Keeping and Reporting**

Monitoring efforts would be in vain in the absence of an organized record keeping practice. It is normally the responsibility of the project administration, to ensure development of a database that includes a systematic tabulation of process indicators, performed computations, maintenance schedules and logbook and process control/performance monitoring outcomes. Such a historical database benefits both the project administrator and surrounding communities. The project administrator should submit a periodic report to the assigned project management unit, regional authority, namely the Ministry of Environment (MoE) and EDL.

During the project operation phase the contractor/operator shall produce a quarterly report containing details of inspections, Non-conformances (major/minor), corrective actions taken, complaints received and monitoring results. Major and minor non-conformities are defined below:

1. Minor Non-conformance – is typically a random or isolated incident. Minor Non-conformances involve discrepancies within an element of the operation management plan (OMP) that do not significantly affect the implementation of the environmental and social management plan and commitment to conform to the Code of Good Practice – a systemic problem is not indicated.
2. Major Non-conformance – can occur when a contractor/operators has documented a process or procedure, but has not implemented it or cannot demonstrate effective implementation. A Major Non-conformance can also occur if a number of Minor Non-conformances in a given activity or against a given element point to a systemic failure. Major Non-conformances also exist if an element is being disregarded sufficiently that it is having a noticeable effect on the contractor's environmental compliance, environmental impacts, or the quality of the structures being produced – there is a gap or problem that could lead to a systemic failure.

Monitoring reports including measurement records should be submitted to the PMU at Ministry of Environment (MoE) upon request, according to following:

1. Sampling Baseline data before project implementation.

## 2. Monitoring reports for construction and operational phase.

These reports should summarize monitoring data with full interpretation illustrating the environmental impacts and assessment of the implementation status of agreed-upon mitigation measures. The monitoring reports should include at least the following sections/information:

### 1. Environmental parameters

- Implementation status of environmental mitigation measures as recommended in the ESIA
- Monitoring locations
- Parameters monitored
- Monitoring results
- Monitoring date, time frequency, and duration

### 2. Other parameters

- Report of all non-compliance with or exceeding of the environmental standards
- Record of all complaints received including location, nature, actions and follow-up procedures
- Records of health and safety accidents on-site

## 8.7. Capacity Building

Considered as a corner stone of the ESMP, the administration should provide the necessary training period to all staff who will be involved with the operation of the project. This allows overall sustainability and eventual transfer of technical expertise to the future appointed operators. The training program consists of two major parts: Technical Training (TT) and a General Awareness Seminars (GAS).

### 8.7.1. Technical Training (TT)

The majority of the Operation and Maintenance training should commence prior to project initiation. The most significant training, especially as it relates to the mechanical equipment, should occur during the general equipment shake down period and continue during start up and performance testing. In addition, formal classroom lecture for process familiarization for the staff should take place. A highly technical training manual should be distributed to the participants to serve as a basis for future reference and application of proper environmental guidelines.

The major capacity developments and training activities are described as such:

1. Training the inventory team to perform a safe and correct sampling procedures and how to fast respond to any occurring spillage incidents.
2. Training the inventory team on how resulting sampling wastes should be safely handled.
3. Training labors and project staff on all possible health and safety risks and on the importance of using the personnel protection equipments (PPE).
4. Training the labors and project staff on the handling of dismantling and packing transformers and capacitors.
5. Training the labors and project staff on the safe draining and spill containment of oil spill.

6. Training the labors and project staff on using the dry agent extinguishers to control any large fire until the arrival of the fire services.
7. Training of drivers in safety and emergency plans.
8. Training of EDL employees on first immediate emergency and protection measures in case of fire occurring at sites containing PCB.

### **8.7.2. General Awareness Seminars (GAS)**

Issues addressed in a General Awareness Seminar are less technical than those in the TT, and aim at raising awareness and improve environmental practices. It would be however rather difficult and expensive to provide these seminars to all the staff of the project. It is believed to be a more sustainable approach to train the trainers who will subsequently train and raise awareness in the staff. Topics to be included in these seminars could be environmental impacts, role of in improving the environment and other general topics aimed to increase environmental awareness.

Awareness manuals and ready-made presentations will be prepared and provided to these trainers as tools to be used in raising awareness. Trainers would attend awareness seminars in order to be acquainted with the principle. Several GASs would be conducted in order to initiate the environmental awareness.

## **8.8. Institutional Arrangements**

It is essential to organize predefined responsibility and strong technical bodies to achieve a better environmental and social management plan. This organization of responsibility will allow every staff member to adhere to his duty and accordingly any mismanagement, to be easily detected.

In accordance with the requirements of the regulatory authority (municipality, EDL, Ministry of Environment – MoE), the contractor should submit a periodic Compliance Monitoring Report to the assigned enforcement authority (Consultant). The assigned authority will be responsible for drawing conclusions based on the monitoring data, and deciding on specific actions to alleviate pollution impacts. The direct coordination with the PMU at MoE is also important since they are responsible for diverting the investment towards a sustainable development approach.

## **8.9. Statement of compliance and commitment**

Any employed Contractor or sub-contractor should confirms their adherence to the environmental requirements and obligations of the ESIA including proper implementation of the mitigation measures and monitoring plan during both the construction and operation phases. During the implementation of the project, the Contractor will comply with the national regulations/standards stipulated and will adopt the proposed mitigation measures and monitoring plans of the Environmental and Social Management Plan (ESMP) proposed. The Contractor will coordinate and technically liaise with the MoE for the proper application of the proposed environmental and social management plan.

## 9. CONCLUSION

As the environmental concern grows, some communities found it difficult to comply with or embrace an environmental management system (EMS) that will improve the general environmental performance. This report identifies the important drivers for such an approach that goes beyond a system to comply with legal requirements into strategies to reduce degradation costs and living conditions. The required action is to develop a life trend that will divert the currently existing practices to a clean society lifestyle. This win – win situation is the desired value of similar projects that should alleviate the recent degradation of environment and replace it with sustainable development.

Environmental problems are situational and typically addressed on as-needed basis. These problems require analysis, planning, and action. Accordingly, the environmental impacts should always be identified, surveyed, evaluated and then mitigated after quantifying and qualifying of its effect. Afterword, the Environmental and Social Management Plan (ESMP) is developed for guidance during project design and for implementation after the approval of the report to insure the correct framework of the project execution and achieve the significance of the ESIA.

Monitoring measure contains specific provisions and procedures for the preservation, protection, and enhancement of the environmental conditions during operation period of the facility. Such provisions and procedures are summarizes in the following factors:

- Trained staff and defined responsibilities.
- Adequate analytical equipment and materials, if possible.
- Authorized Standard Operating Protocols (SOPs) for representative sampling, laboratory analysis and data analysis.
- Maintenance and calibration of monitoring equipment.
- Provision of safe storage and retention of records.

Additional Periodic reviews and modifications will occur when necessary to ensure that this monitoring plan complies with mitigation measures that are applied to reduce any possible negative impact.

In parallel with acknowledging this industrial project is a requirement for any growing inhabitants, it is important to indicate that a sound implementation practices of proposed Environmental and Social Management Plan (ESMP) can reduce and minimize the impact magnitudes.

## REFERENCES

- قانون رقم ٤٦٢ تاريخ ٢٠٠٢ / ٩ / ٢ - تنظيم قطاع الكهرباء - ٢ أيلول ٢٠٠٢  
 قانون رقم ٦٤٦ - تعديل المرسوم الاشتراعي رقم ١٤٨ تاريخ ١٩٨٣/٩/١٦ (قانون البناء) - ١١ كانون الأول ٢٠٠٤
- ASTM D5730-04 Standard, *Guide for Site Characterization for Environmental Purposes With Emphasis on Soil, Rock, the Vadose Zone and Ground Water*.
- ASSOCIATION LIBANAISE POUR LA MAITRISE DE L'ENERGIE et l'ENVIRONNEMENT, 2003, *State of the Energy in Lebanon*.
- Basel (2002): Destruction and decontamination technologies for PCBs and other POPs wastes under the Basel Convention. Volume A, B and C. Secretariat of the Basel Convention, Chatelaine.
- Basel (2003): Preparation of a national Environmentally Sound Management plan for PCBs and PCB contaminated equipment. Training Manual. Secretariat of the Basel Convention, Chatelaine. <http://www.basel.int/pub/pcbManualE.pdf>
- Basel (year not indicated): Updated general technical guidelines for the environmentally sound management of wastes consisting of, containing or contaminated with persistent organic pollutants (POPs). Secretariat of the Basel Convention, Chatelaine.
- Basel (year not indicated): Updated technical guidelines for the environmentally sound management of wastes consisting of, containing or contaminated with polychlorinated biphenyls (PCBs), polychlorinated terphenyls (PCTs) or polybrominated biphenyls (PBBs). Secretariat of the Basel Convention, Chatelaine.
- Bundesumweltministerium (1999): Federal Soil Protection and Contaminated Sites Ordinance (BBodSchV) dated 12 July 1999. Federal Ministry for the Environment, Nature Conservation and Nuclear Safety (Bundesumweltministerium). [http://www.bmu.de/files/pdfs/allgemein/application/pdf/bbodschr\\_uk.pdf](http://www.bmu.de/files/pdfs/allgemein/application/pdf/bbodschr_uk.pdf)
- Canter, L.W. 1996. *Environmental Impact Assessment*. McGraw-Hill, New York.
- Central Administration for Statistics – Lebanon, *Lebanon in Figures, 2008*.
- CDm, EPA, NCDENR, “Section 6: Monitoring Plan”
- COGIC (2000): Rapport devaluation des PCB site EDL de Baouchrieh. Cogic Consultants and Tredi for the Ministry of Environment, Lebanon.
- COWI (2004): Detailed Review of Selected Non-Incineration and Incineration POPs Elimination Technologies for the CEE Region. COWI for the Danish EPA, Copenhagen.
- Dexsil (2010): Field Test Kit for PCB Screening of Electrical Insulating Fluid - 50 ppm Action Level. Different documentation at the web site. Dexsil Corporation, Hamden. [http://www.dexsil.com/products/detail.php?product\\_id=2](http://www.dexsil.com/products/detail.php?product_id=2)
- Dubertert, L., 1955. *Carete Geologique de Liban au 1:200 000, avec notice explicative*. Ministere des Travaux Publics, Beirut, Lebanon.
- Dubertert, L., 1955. *Carete Geologique de Liban au 1:50 000, Feuille de Beirut avec notice explicative*. Ministere des Travaux Publics, Beirut, Lebanon.
- ECODIT (2005): Preliminary PCB inventory. ECODIT for Ministry of Environment, Lebanon and UNEP. <http://www.moe.gov.lb/Publications/PDF%20Documents/528.pdf>
- ECOS (2005): Environmental impact assessment and environmental management plan. GEF PAD Grant for Preparation of Sustainable Persistent Organic Pollutants (POPs) Stockpiles Management Project. ECOS for the Ministry of Ecology and Natural Resources of the Republic of Moldova.

- El-Fadel M., Maroun R., Semerjian L., and Harajli, H., 2003. *A health-based socio-economic assessment of drinking water quality: the case of Lebanon*, Management of Environmental Quality: An International Journal, 14 (3), 353-368.
- Environment Canada (2005): Canadian Soil Quality Guidelines. Guidelines at a glance. National Guidelines and Standards Office environment Canada. March 2005.
- EPRI (1985): CLOR-N-OILTM Test Kit as a PCB screening tool. Electric Power Research Institute (EPRI); Seattle. [http://www.dexsil.com/uploads/docs/dtr\\_0501.pdf](http://www.dexsil.com/uploads/docs/dtr_0501.pdf)
- Fire safety (*the Building Regulation 2010*), HM Government
- Frankel, O.H., Brown, A.H.D. & Burdon, J.J. 1995. *The conservation of plant biodiversity*. Cambridge, UK, Cambridge University Press. 299 pp.
- George T. and Henriette T, *A Thousand and One Flowers of Lebanon*. Lebanese University, Natural Sciences Section 22, Beirut, Lebanon 2002.
- George T. and Henriette T, *Illustrated Flora of Lebanon*. National Council for Scientific Research, Beirut, Lebanon 2007.
- IHPA (2009): Provisional POPs Technology Specification and Data Sheets for the Secretariat of the Basel Convention. International HCH & Pesticides Association, June 2009. <http://www.ihpa.info/resources/library/>
- Jerade, I. (2006): Case study of a transformer repair facility. Soil and groundwater remediation. Proceeding of RemTech 2006, Fairmont Banff Springs, Canada. <http://www.esaaevents.com/remtech/2006/default.htm>
- MINISTRY OF INTERIOR AND MUNICIPALITIES, MUNICIPAL ACT, *Decree-law no. 118 Dated 30/6/1977 & its amendments*, GOVERNMENT OF LEBANON
- Ministry of Environment and Water (2006): Inventory of PCBs in Equipment in the Republic of Bulgaria. Ministry of Environment and Water of the Republic of Bulgaria in cooperation with UNEP. [http://sokolovskisenvironment.com/img/promo\\_files\\_promo\\_infoitem\\_37\\_112.pdf](http://sokolovskisenvironment.com/img/promo_files_promo_infoitem_37_112.pdf)
- MoA, 2004, *Living Conditions of Households*.
- MoE (Ministry of Environment). 1996. *Proposed Law number 1/52. Standards and regulations for limiting air, water and soil pollution*. Ministry of Environment, Beirut, Lebanon.
- MoE (Ministry of Environment) 2001a. *Lebanon State of the Environment Report*. Ecodit, Ministry of Environment, Lebanon.
- MoE (Ministry of Environment). 2001b. Decision 8/1. *National Standards for Environmental Quality*. Ministry of Environment, Beirut, Lebanon.
- MoE (2006): National Profile on Management of Chemicals in Lebanon. Development of National Implementation Plans Management of Persistent Organic Pollutants. Ministry of the Environment.
- MoE (2009): Environmental management plan for managing the PCBs removal from Jiyeh and Souk Power plants in Lebanon. Date 20/08/2009. Ministry of the Environment.
- MoE (2011): Report on the 2010 State and Trends of the Lebanese Environment. Prepared by ECODIT for the Lebanese Ministry of Environment and UNDP.
- Ministry of Environment, National Environmental Action Plan “*Chapter 2. Water Resources*” Lebanon
- Ministry of Environment, National Environmental Action Plan “*CHAPTER 3: LAND AND LAND USE*” Lebanon
- Ministry of Environment, National Environmental Action Plan “*Chapter 4: NATURAL HERITAGE*” Lebanon
- Ministry of Environment, National Environmental Action Plan “*Chapter 9: Municipal Solid Waste*” Lebanon
- Ministry of Environment, National Environmental Action Plan “*CHAPTER 8: WASTE*”



- WATER” Lebanon  
National Report on the Environment and Development in Lebanon. (1991) Ministry of State for the Environment. Republic of Lebanon.
- NIP (2006): National Implementation plans for the Management of Persistent Organic Pollutants. Republic of Lebanon, Ministry of Environment.  
<http://www.moe.gov.lb/Publications/PDF%20Documents/525.pdf>
- Odor identification and source checklist, 2010, InspectAPedia.com
- Office Space Standards and Guidelines, Feb 2003, Northwest Territories Canada
- Province of BC (1992): Water quality criteria for polychlorinated biphenyls (PCBs). Ministry of Environment, Lands and Parks, Province of British Columbia, Canada.  
<http://www.env.gov.bc.ca/wat/wq/BCguidelines/pcbs/>
- Rania Masri, November 1995, *The Human Impact on the Environment in Lebanon*.
- Revisiting *Office Space Standards*, June 2000, Haworth, Inc.
- Safety and health in construction, 1992, international Labor office, Geneva
- SEEG (2003): UK Guidance: Collection and Disposal of Equipment Containing Small Amounts of PCBs. Scottish Executive Environment Group, the Scottish Government and DEFRA. <http://www.scotland.gov.uk/Publications/2002/03/14418/1645>
- SELDAS (2004): Strengthening Environmental Legislation Development and Application System in Lebanon. <http://www.balamand.edu.lb/seldas/>
- SFT (2009): Helsebaserte tilstandsklasser for forurensset grunn. TA 1553, 2009. Norwegian Pollution Control (SFT), Oslo.
- Tohmé, Georges and Henriette. (1985) *Ecology of Lebanon: Facts and Examples*. Lebanese University. Natural Science Section 17. [published in Arabic.
- UNEP (1999): Guidelines for the identification of PCBs and materials containing PCBs. First Issue, August 1999. UNEP Chemicals, Geneva.  
<http://www.chem.unep.ch/Publications/pdf/GuidIdPCB.pdf>
- UNEP (2002): PCB transformers and capacitors. From management to reclassification and disposal. UNEP Chemicals, Geneva.  
<http://www.chem.unep.ch/Pops/pdf/PCBtranscap.pdf>
- UNEP (2006): Revised draft guidelines on best available techniques and provisional guidance on best environmental practices relevant to Article 5 and Annex C of the Stockholm Convention on Persistent Organic Pollutants. Geneva, December 2006.
- UNIDO (2009): Morocco: Safe PCB Management Programme in Morocco – Pillar II.  
[http://www.thegef.org/gef/sites/thegef.org/files/repository/Morocco\\_04-16-09\\_Safe\\_PCB\\_Mgmt\\_Pillar\\_II.pdf](http://www.thegef.org/gef/sites/thegef.org/files/repository/Morocco_04-16-09_Safe_PCB_Mgmt_Pillar_II.pdf)
- US EPA (2010): Polychlorinated Biphenyls (PCB) Toxicity. Standards and Regulations. Agency for Toxic Substances Registry.  
[http://www.atsdr.cdc.gov/csem/pcb/standards\\_regulations.html](http://www.atsdr.cdc.gov/csem/pcb/standards_regulations.html)
- Walley C.D. 1998. *The Geology of Lebanon: A summary*. American University of Beirut, Beirut, Lebanon.
- Walley, C. 1997. *The Lithostratigraphy of Lebanon: A review*. Lebanese Science Bulletin, 10, 81 – 108.
- Walter, K.S. & Gillett, H.J., eds. 1998. 1997 *IUCN Red List of threatened plants*. Compiled by the World Conservation Monitoring Centre. Gland, Switzerland and Cambridge, UK, IUCN-The World Conservation Union.
- World bank group, APRIL 30, 2007, *Environmental, Health, and Safety Guidelines for Electric Power Transmission and Distribution*.
- World Bank. 1991a. *Environmental Assessment, Operational Directive 4.01*. World Bank, Washington DC, USA.
- World Bank. 1991b. *Environmental Assessment Sourcebook, Vol. I: Policies, Procedures, and*

Cross-Sectoral Issue., Technical Paper Number 139, Volume II: Sectoral Guidelines, Technical Paper Number 140, Volume III: Guidelines for Environmental Assessment of Energy and Industry Projects, Technical Paper Number 154. World Bank, Washington DC, USA.

World Bank 2004. “*Cost of Environmental Degradation: The Case of Lebanon and Tunisia*” Environmental Economics Series. Paper No. 97, prepared by Sarraf, M., Larsen, B., and Owaygen, M.

Winnie S. Edgecombe. 1970. *Weeds of Lebanon*, American University of Beirut, Beirut.

[www.baladiyat.org](http://www.baladiyat.org)

[www.baldati.com](http://www.baldati.com)

[www.cdr.gov.lb/](http://www.cdr.gov.lb/)

[www.customs.gov.lb](http://www.customs.gov.lb)

[www.fao.org](http://www.fao.org)

[www.jdeideh-bouchrieh-sed.com](http://www.jdeideh-bouchrieh-sed.com)

[www.localiban.org](http://www.localiban.org)

[www.metap.org](http://www.metap.org)

[www.moe.gov.lb](http://www.moe.gov.lb)

[www.moim.gov.lb](http://www.moim.gov.lb)

[www.oshims.com](http://www.oshims.com)

[www.pcm.gov.lb](http://www.pcm.gov.lb)

[www.pfaf.org](http://www.pfaf.org)

[www.wildlebanon.org](http://www.wildlebanon.org)

The Central Administration for Statistics, *statistical yearbook (2000-2005)*.